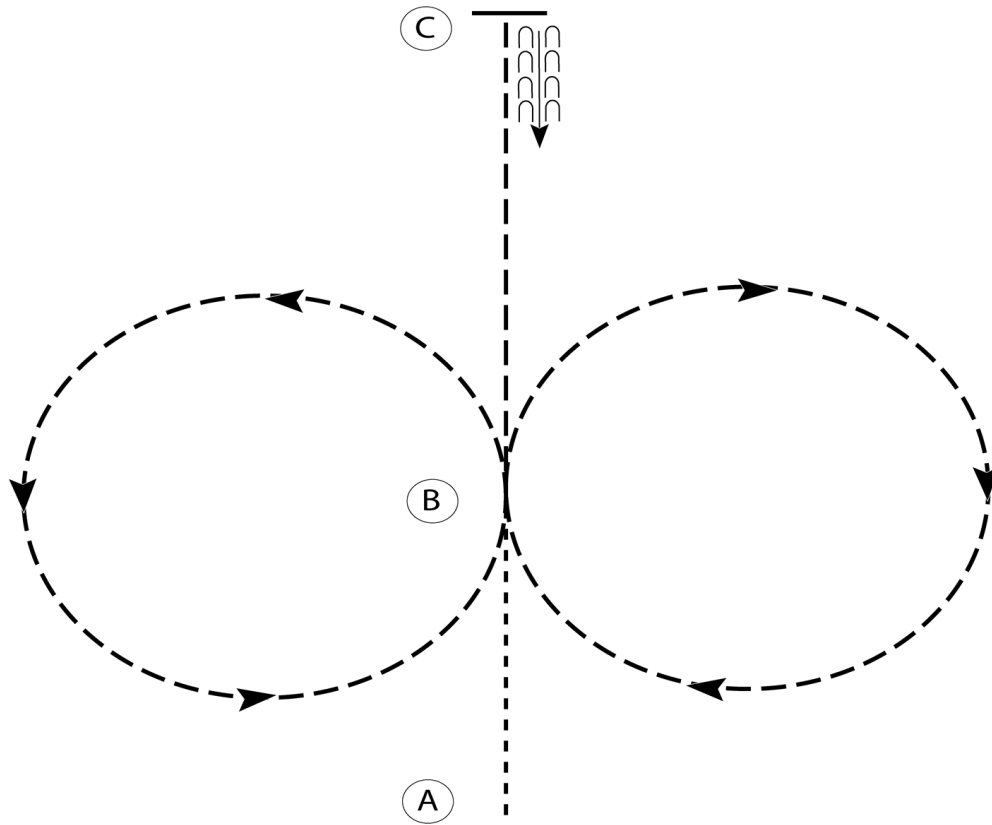


Go South for the Winner

Small Fry Equitation

Show Date: 12/3/18



1. Walk A to B.
2. At B posting trot a circle to the right on the proper diagonal.
3. At B posting trot a circle to the left on the proper diagonal.
4. At B sitting trot to C.
5. At C stop and back approximately one horse length.

Walk	-----
Trot	- - - - -
Extended Trot	—————
Canter	—————
Leg Yield	
Lead Change	↙ ↘
Back	← ← ← ← ←
Marker	(B)
Sidepass	← — — — — →
Hand Gallop	—————

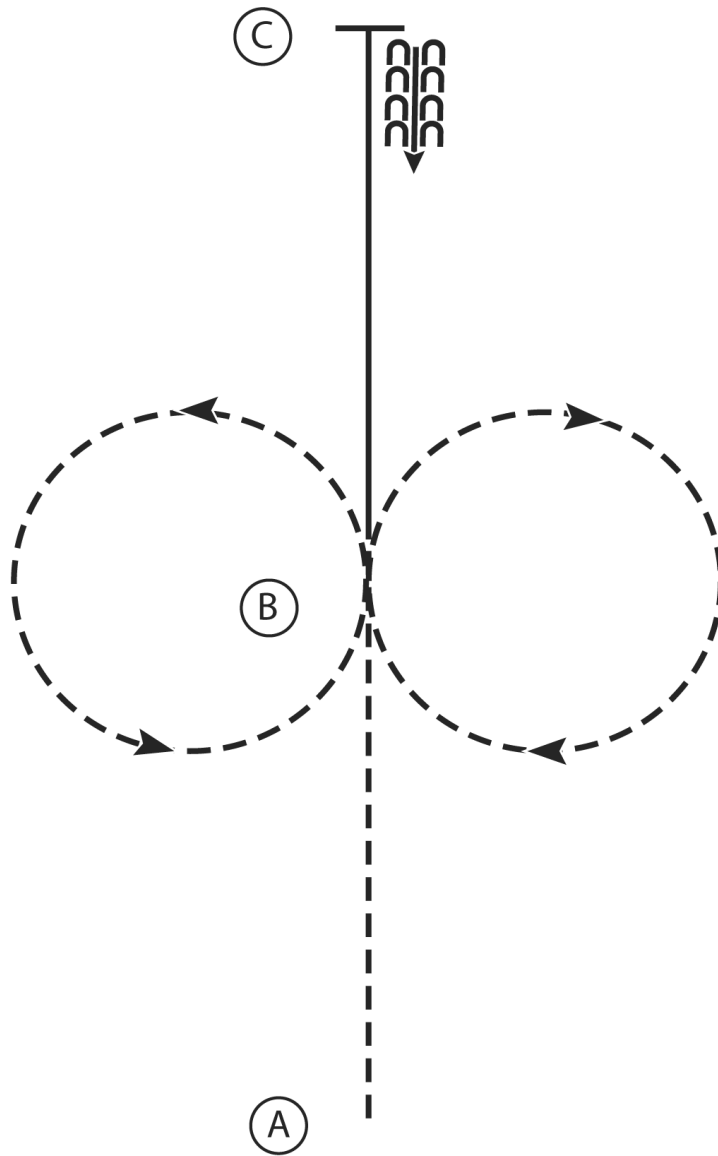
[HSE/WT-5]

Pattern Provided by:
Show Management

Go South for the Winner

Level 1 Youth & Amateur Equitation

Show Date: 12/3/18



1. Sitting trot A to B
2. At B posting trot circle to the right
3. At B posting trot circle to the left
4. At B canter on the left lead to C
5. At C stop and back 4 steps

Walk
Trot	- - - - -
Extended Trot	- - - - -
Canter	—————
Leg Yield	
Lead Change	— / —
Back	←←←←←
Marker	(B)
Sidepass	← - - - - →

[HSE/1-6]

Pattern Provided by:
Show Management

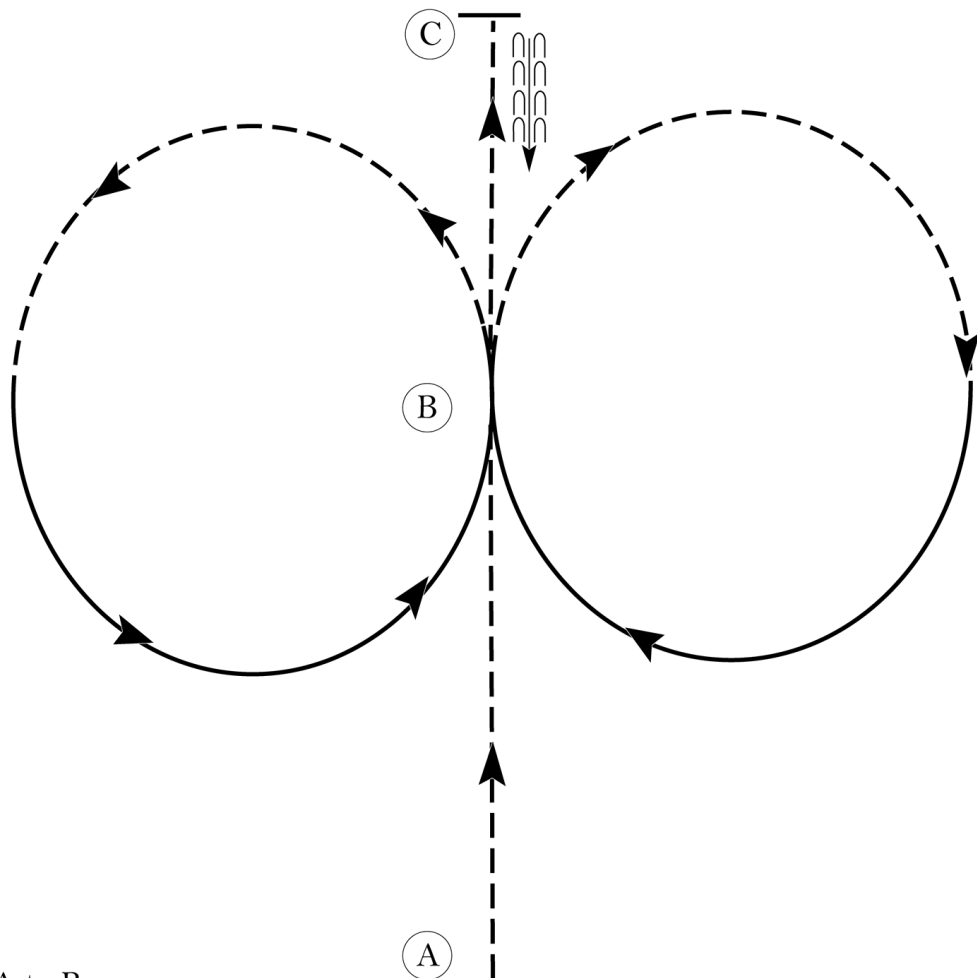
Go South for the Winner

Youth, Amateur & Select Equitation

Show Date: 12/3/18

w w w . H o r s e S h o w P a t t e r n s . c o m

w w w . H o r s e S h o w P a t t e r n s . c o m



1. Sitting trot A to B
2. At B posting trot on the left diagonal in a half circle.
3. Canter on the right lead back to B. .
4. Posting trot on the right diagonal in a half circle.
5. Canter on the left lead back to B.
6. Sitting trot to C.
7. Stop at C and back approximately one horse length.

Exit at a sitting trot.

Walk	-----
Trot	- - - - -
Extended Trot	— — — — —
Canter	—————
Leg Yield	
Lead Change	— / —
Back	← ← ← ← ←
Marker	Ⓚ
Sidepass	← — — — — ←
Hand Gallop	— — — — —

[HSE/2-21]

Pattern Provided by:
Show Management

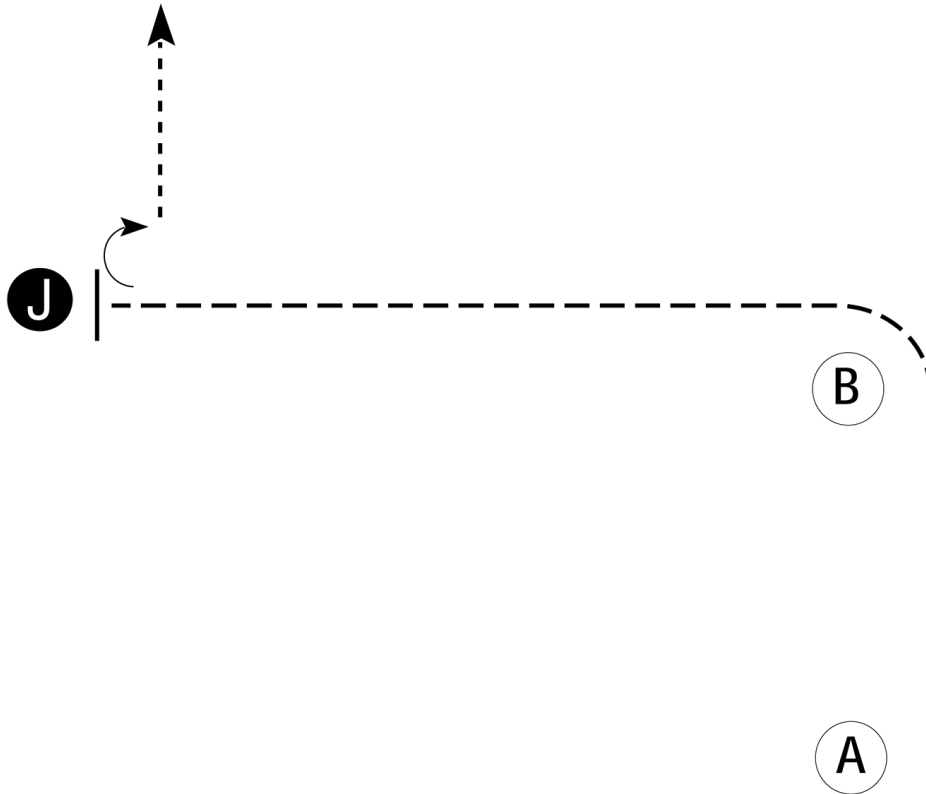
Go South for the Winner

Small Fry Showmanship

Show Date: 12/3/18

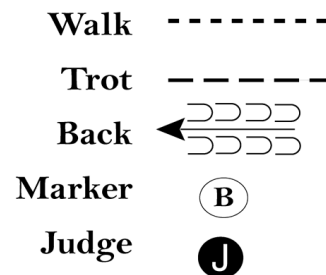
w w w . H o r s e S h o w P a t t e r n s . c o m

w w w . H o r s e S h o w P a t t e r n s . c o m



Be ready at A.

1. Walk from A to B.
2. At B, trot to judge.
3. Stop and set up for inspection.
4. When dismissed, turn 90 degrees and walk away from judge.
5. Follow the instructions of your ring steward.



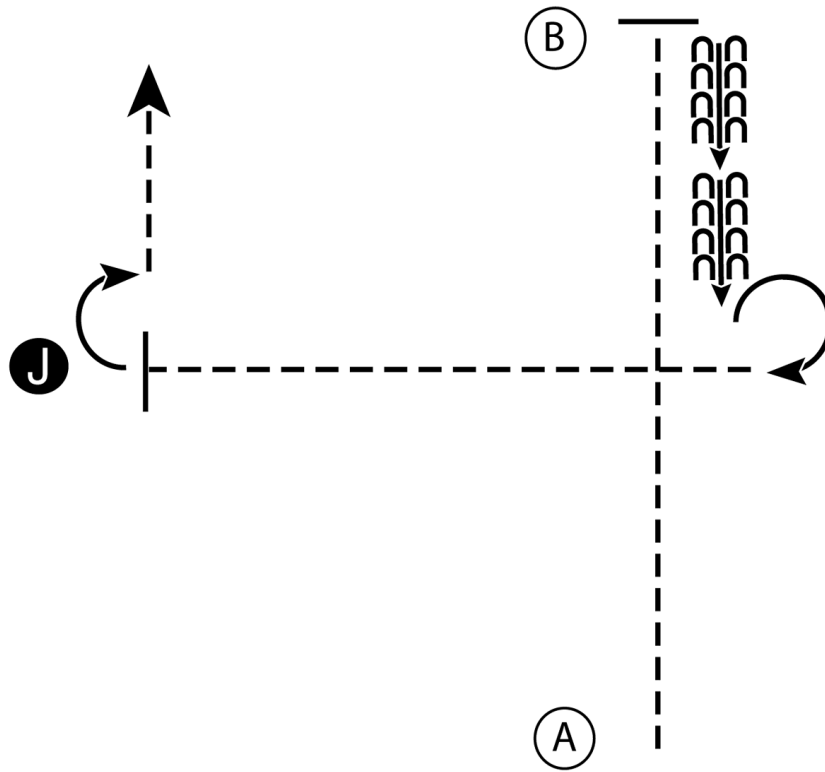
[S/WT-11]

Pattern Provided by:
Show Management

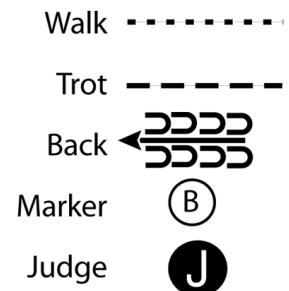
Go South for the Winner

Level 1 Youth & Amateur Showmanship

Show Date: 12/3/18



1. Trot A to B
2. Stop at B and back halfway to A
3. Stop and perform a 270 degree turn
4. Trot to judge and set up for inspection
5. When dismissed perform a 90 degree turn and trot away from judge



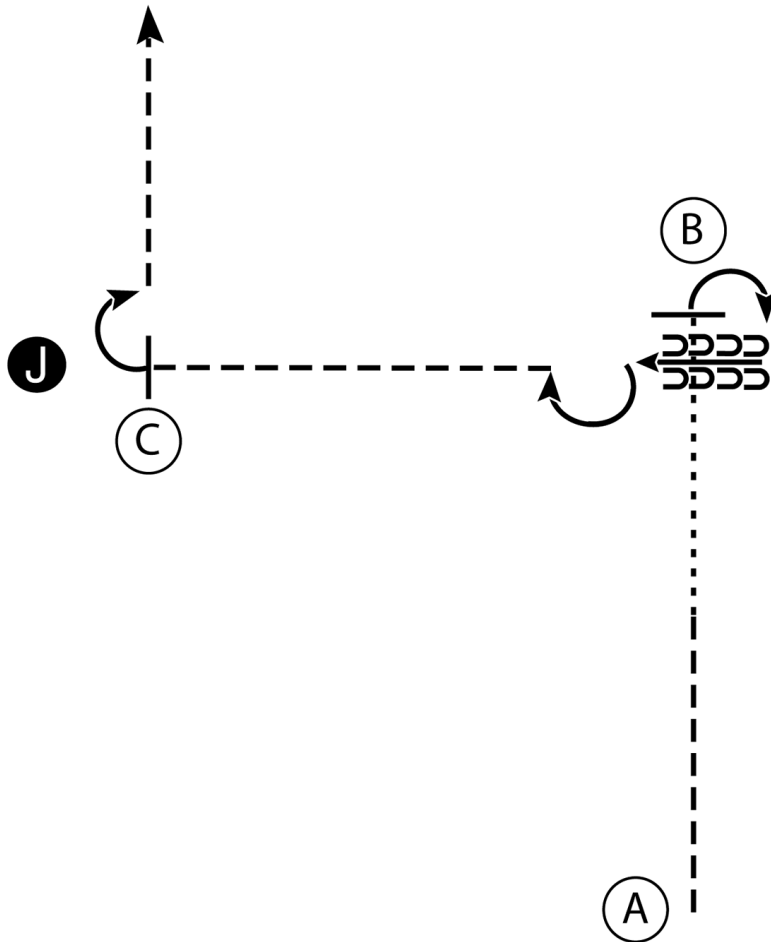
[S/2-3]

Pattern Provided by:
Show Management

Go South for the Winner

Youth, Amateur & Select Showmanship

Show Date: 12/3/18



1. Trot from A half way to B.
2. Break to walk and walk to B.
3. Stop and perform a 90 degree turn.
4. Back four steps and perform a 180 degree turn.
5. Trot to C. Stop and set up for inspection.
6. When dismissed perform a 90 degree turn.
7. Trot to line-up.

- Walk
- Trot - - - - -
- Back ←
 - ▬▬▬▬
 - ▬▬▬▬
- Marker (B)
- Judge (J)

[S/3-9]

Pattern Provided by:
Show Management

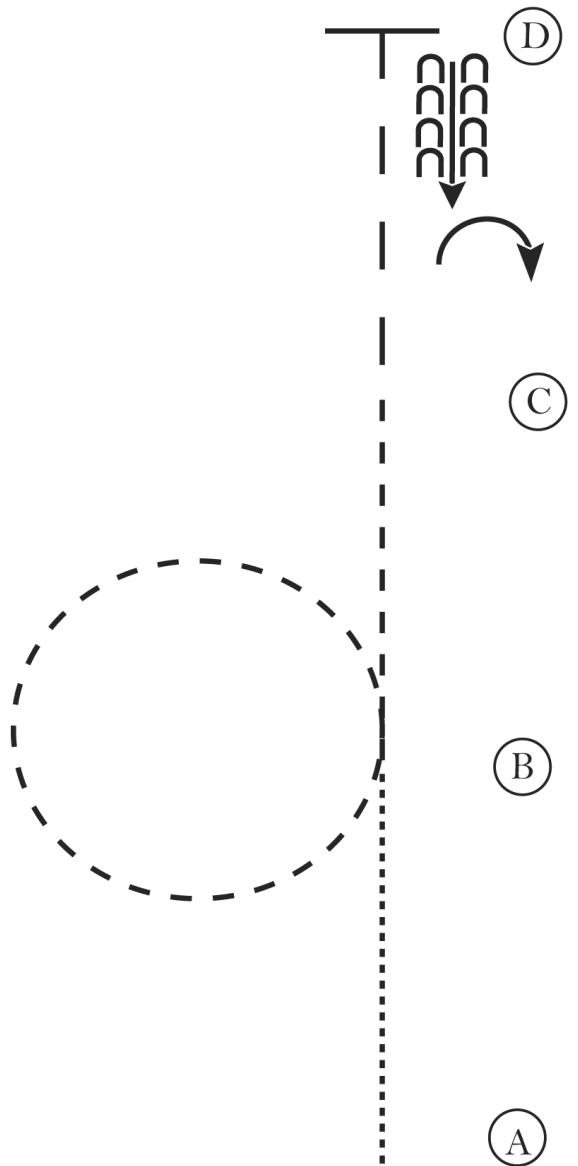
w w w . H o r s e S h o w P a t t e r n s . c o m

w w w . H o r s e S h o w P a t t e r n s . c o m

Go South for the Winner

Small Fry Horsemanship

Show Date: 12/3/18



1. Walk A to B.
2. At B jog.
3. Jog a circle at B and continue to C.
4. At C extend the jog to D.
5. At D stop and back 4 steps.
6. Turn 90 degrees to the right.

Walk
Jog	-----
Extended Jog	-----
Lope	—————
Leg Yield	
Lead Change	↘
Back	←←←←← →→→→→
Marker	(B)
Sidepass	←-----→

[WH/WT-11]

Pattern Provided by:
Show Management

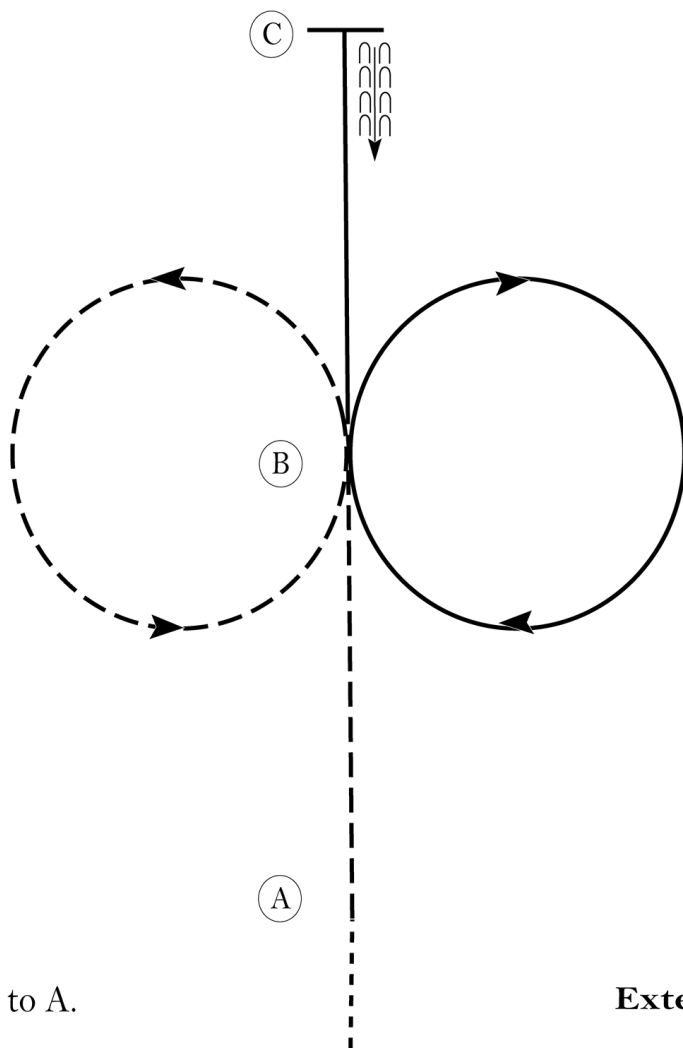
Go South for the Winner

Level 1 Youth & Amateur Horsemanship

Show Date: 12/3/18

w w w . H o r s e S h o w P a t t e r n s . c o m

w w w . H o r s e S h o w P a t t e r n s . c o m



Be ready prior to A.

1. Walk to A.
2. Jog A to B.
3. At B jog a circle to the left.
4. At B lope a circle to the right on the right lead.
5. Continue the lope to C.
6. Stop at C and back approximately one horse length.

Walk	-----
Jog	- - - - -
Extended Jog	- - - - -
Lope	—————
Leg Yield	
Lead Change	— / —
Back	← — — — — — — — — —
Marker	(B)
Sidepass	← — — — — →

[WH/1-19]

Pattern Provided by:
Show Management

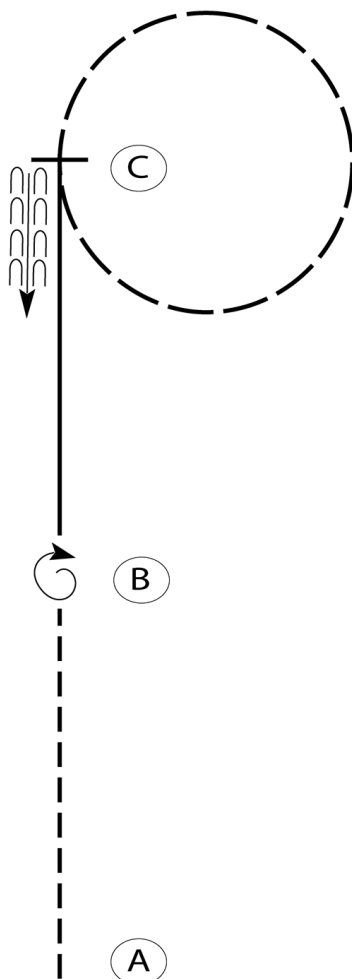
Go South for the Winner

Youth, Amateur & Select Horsemanship

Show Date: 12/3/18

w w w . H o r s e S h o w P a t t e r n s . c o m

w w w . H o r s e S h o w P a t t e r n s . c o m



Be ready at A.

1. Jog from A to B.
2. Stop at B and perform a 360 degree turn to the right.
3. Lope on the right lead to C.
4. Even with C, break to an extended jog and circle to the right.
5. Stop at C and back one horse length

Retire to the rail or line up at a jog.

Walk	-----
Jog	-----
Extended Jog	-----
Lope	—————
Leg Yield	
Lead Change	—/—
Back	← u u u u u u
Marker	Ⓚ
Sidepass	←-----→

[WH/2-20]

Pattern Provided by:
Show Management