

# CIRCLE G CLASSIC

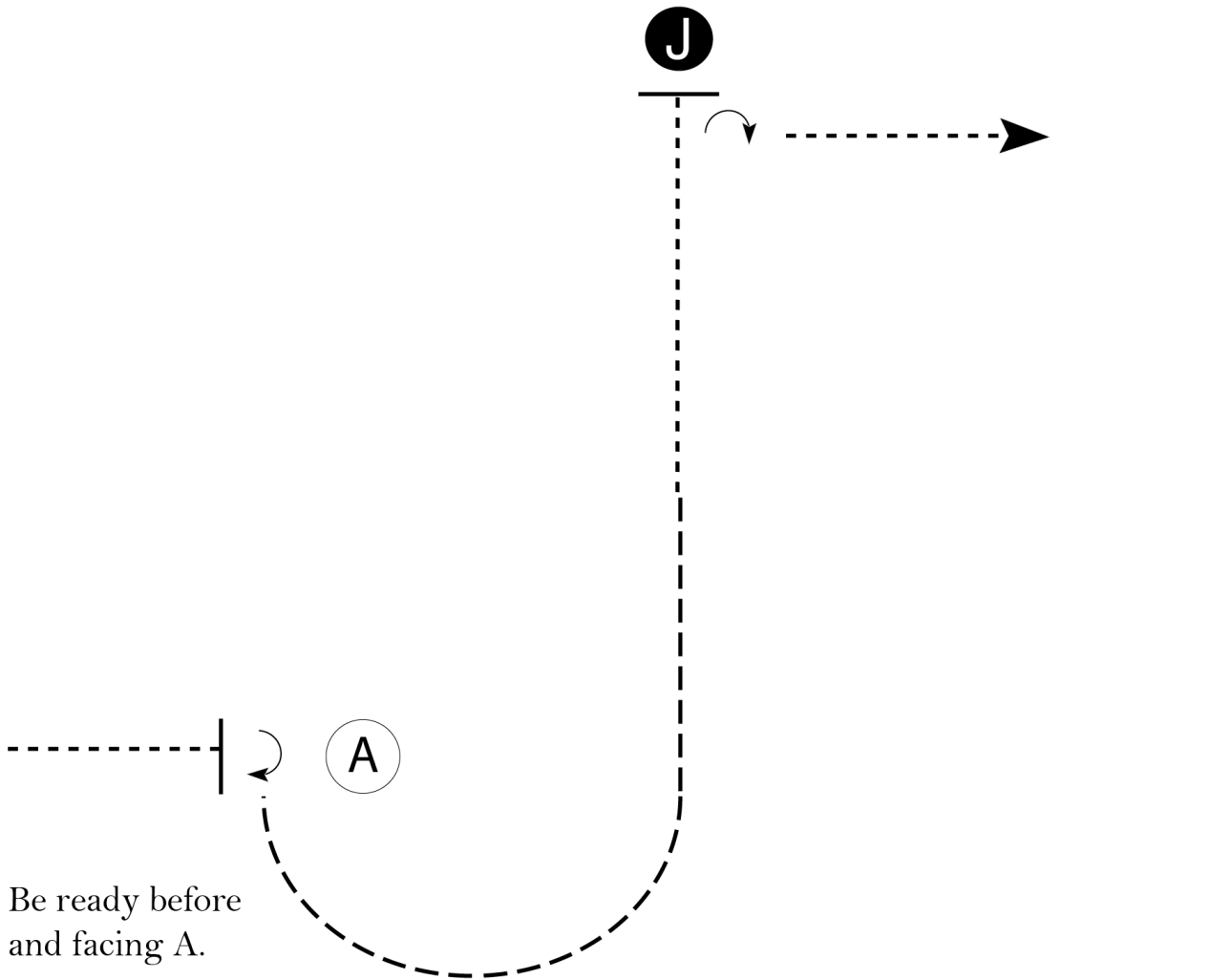
Show 1 & 2

## SMALL FRY SHOWMANSHIP

Show Date: APRIL 6-7, 2019

w w w . H o r s e S h o w P a t t e r n s . c o m

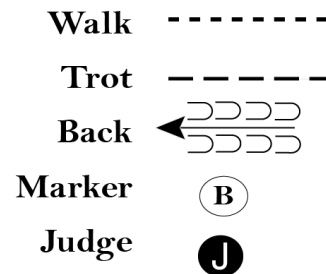
w w w . H o r s e S h o w P a t t e r n s . c o m



Be ready before and facing A.

1. Walk to A.
2. Stop and perform a 1/4 turn.
3. Trot in a half circle and halfway to Judge..
4. Walk to judge and set up for inspection.
5. When dismissed, perform a 1/4 turn and walk straight away from Judge.

Follow the instructions of your ring steward.



[S/WT-82]

Pattern Provided by:

**JUDGES**

# CIRCLE G CLASSIC

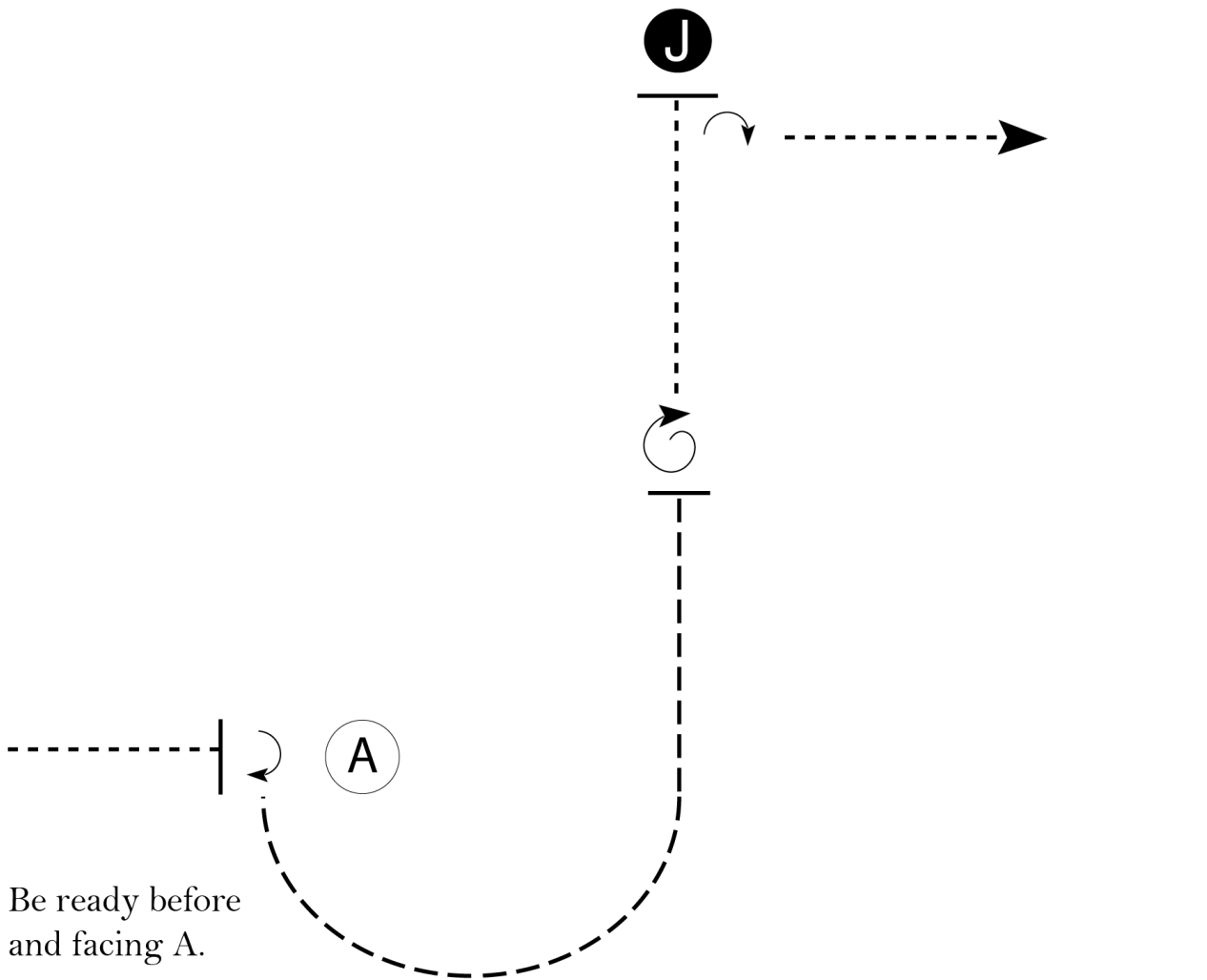
Show 1 & 2

## LEVEL 1 SHOWMANSHIP

Show Date: APRIL 6-7, 2019

w w w . H o r s e S h o w P a t t e r n s . c o m

w w w . H o r s e S h o w P a t t e r n s . c o m



Be ready before and facing A.

1. Walk to A.
2. Stop and perform a 1/4 turn.
3. Trot in a half circle and halfway to Judge.
4. Stop and perform a full (360 degree) turn.
5. Walk to judge and set up for inspection.
6. When dismissed, perform a 1/4 turn and walk straight away from Judge.

Follow the instructions of your ring steward.

- Walk -----
- Trot - - - - -
- Back ←
- Marker (B)
- Judge (J)

[S/1-82]

Pattern Provided by:

**JUDGES**

# CIRCLE G CLASSIC

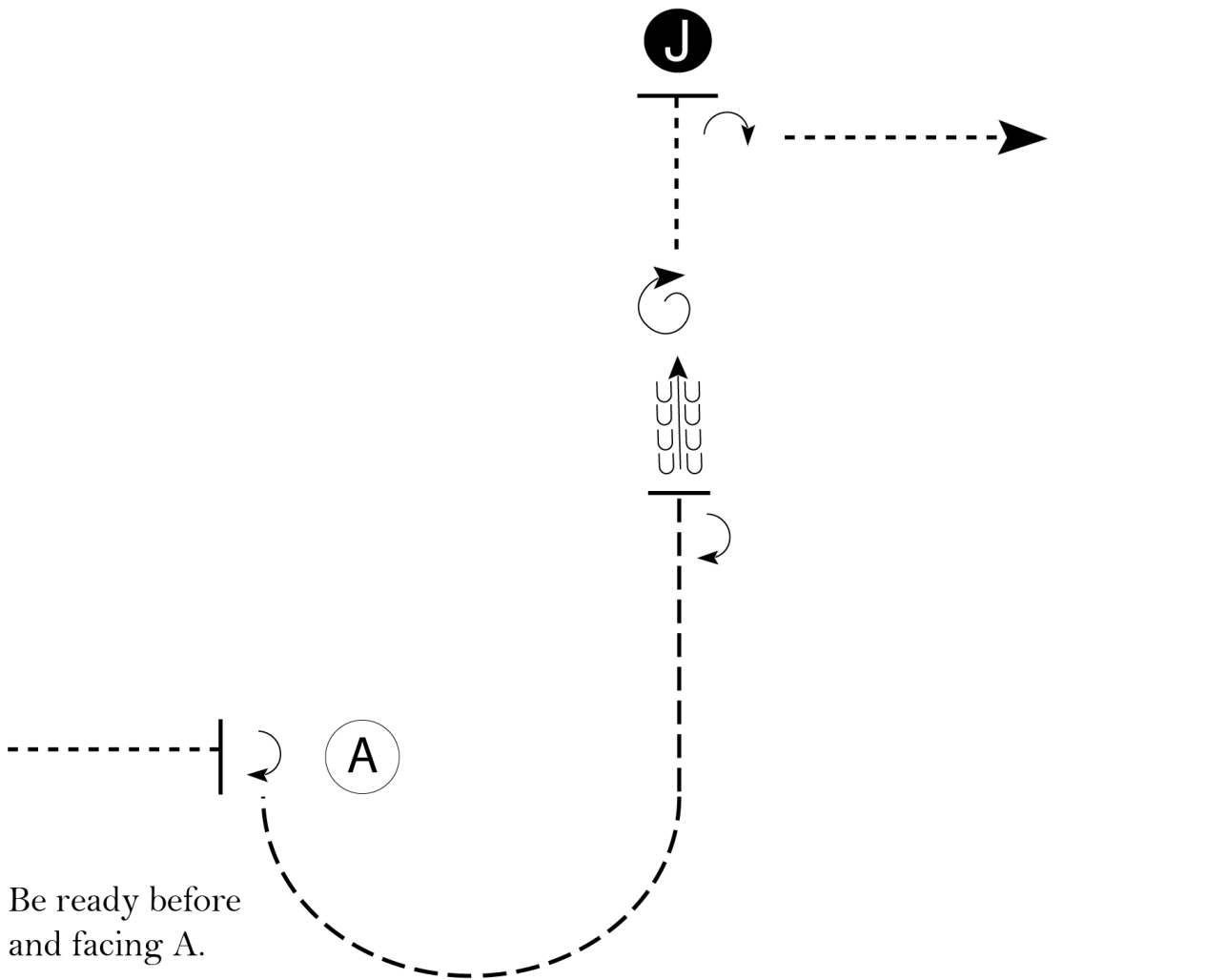
Show 1 & 2

## YTH, SELECT & AM SHOWMANSHIP

Show Date: APRIL 6-7, 2019

w w w . H o r s e S h o w P a t t e r n s . c o m

w w w . H o r s e S h o w P a t t e r n s . c o m



Follow the instructions of your ring steward.

[S/2-82]

Pattern Provided by:

**JUDGES**