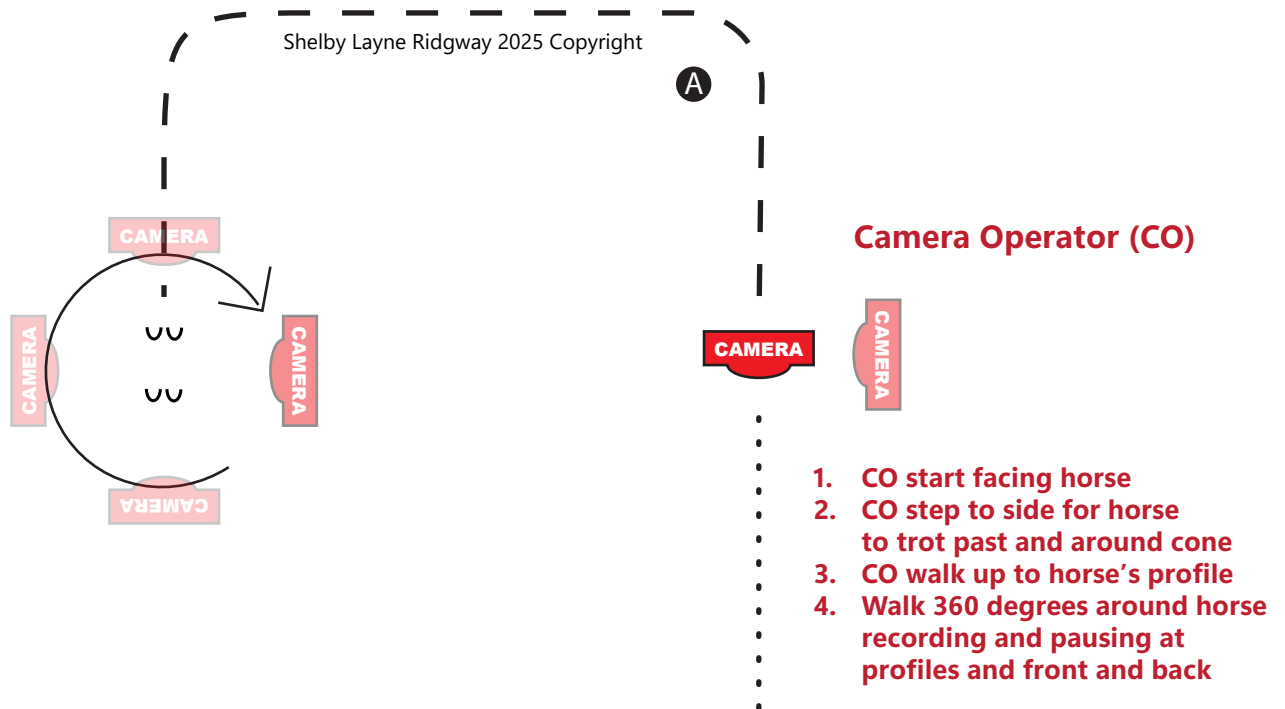




2025 ArQHA Stay Home for the Winner Virtual Horse Show (Dec 5 - 25, 2025) All Halter Classes



1. Walk 10 steps straight towards camera
2. Camera operator will step to the side as you trot up and around A and stop as shown.
3. Set up your horse
4. When ready, the camera operator will walk towards you horse and video the profile, front, other profile, and back of the horse. Pausing at each of the noted places.

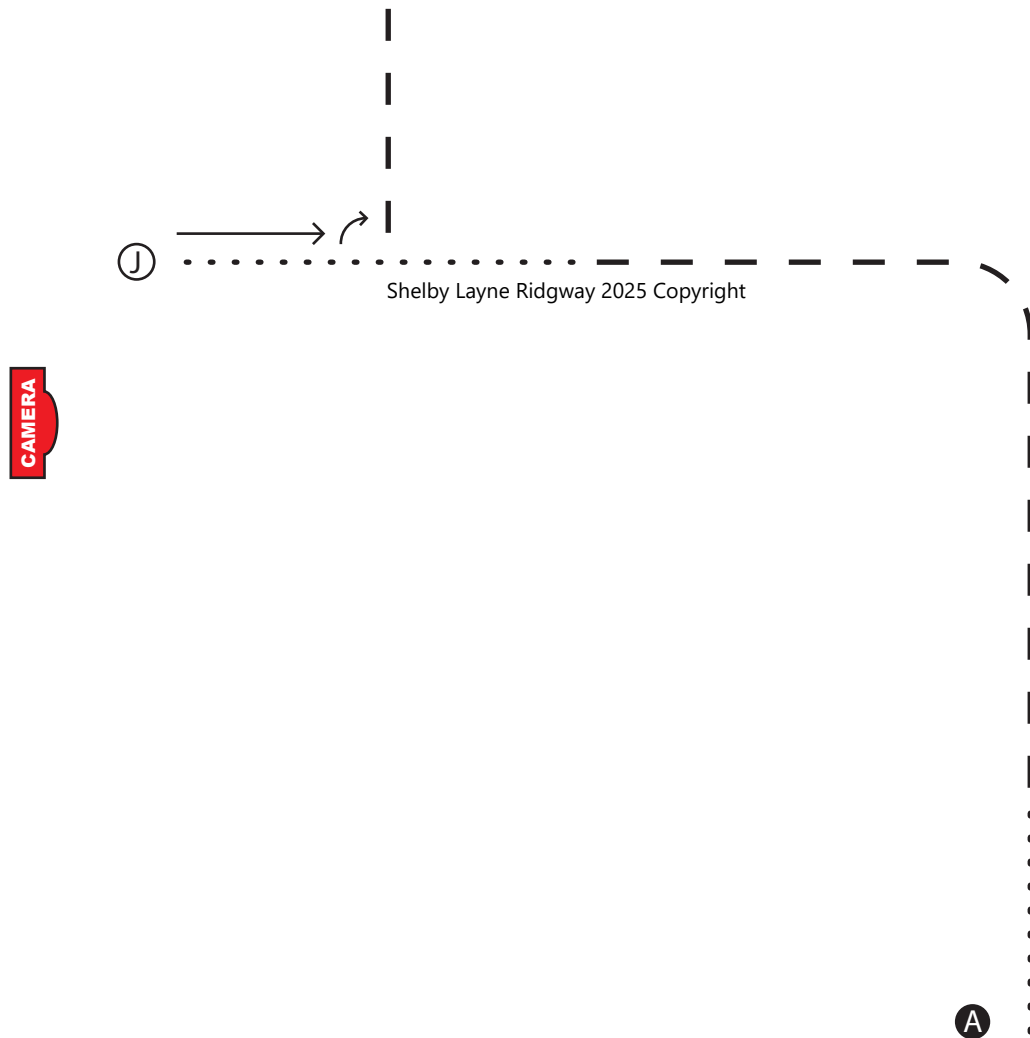
NOTE: The drawn description of this pattern is only intended for the general depiction of the pattern. Exhibitors should utilize their arena space to best exhibit their horse.



2025 ArQHA Stay Home for the Winner Virtual Horse Show (Dec 5 - 25, 2025)



Showmanship Small Fry Walk-Trot (10 & Under)



1. Start at A. Walk 10 steps
2. Trot a towards judge
3. Halfway to judge, walk
4. Step up for inspection
5. Inspection from judge
6. Back one horse length
7. Turn 90 degrees
8. Trot away
9. Pet your horse to show completion of pattern

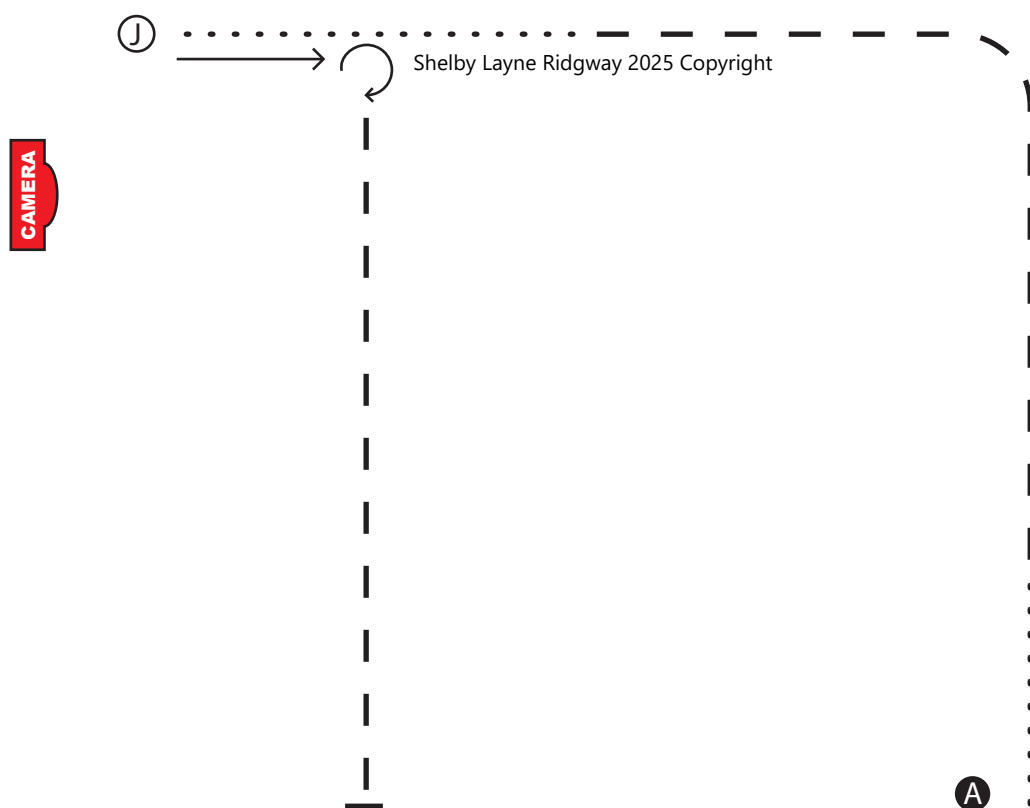
NOTE: The drawn description of this pattern is only intended for the general depiction of the pattern. Exhibitors should utilize their arena space to best exhibit their horse.



2025 ArQHA Stay Home for the Winner Virtual Horse Show (Dec 5 - 25, 2025)



Showmanship
11 & Over Walk-Trot & Beginner Rider

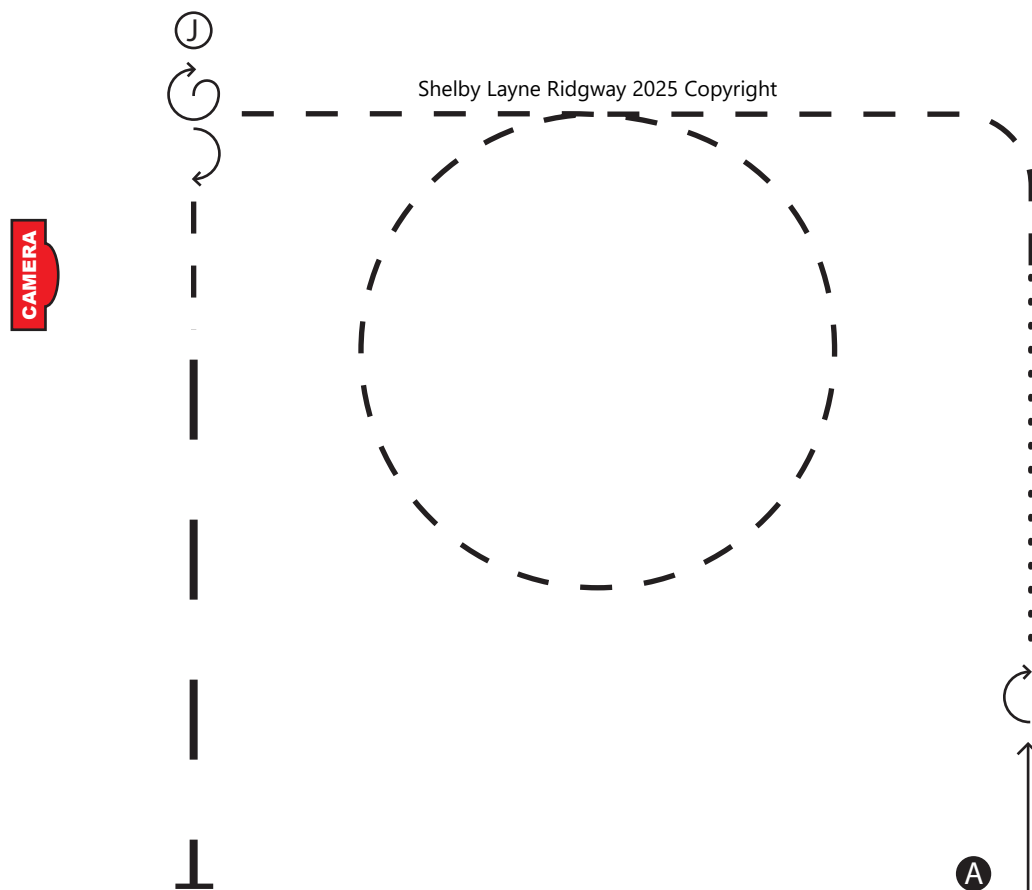


1. Start at A. Walk 10 steps
2. Trot a towards judge
3. Halfway to judge, walk
4. Step up for inspection
5. Inspection from judge
6. Back one horse length
7. Turn 270 degrees
8. Trot away
9. Stop when even with A
10. Pet your horse to show completion of pattern

NOTE: The drawn description of this pattern is only intended for the general depiction of the pattern. Exhibitors should utilize their arena space to best exhibit their horse.

2025 ArQHA Stay Home for the Winner Virtual Horse Show (Dec 5 - 25, 2025)

Showmanship
18 & Under and 19 & Over



1. Start at A. Back one horse length
2. Perform a 180 degree turn
3. Walk
4. Before corner, trot and trot a circle. Stop when even with judge
5. Perform a 450 degree turn
6. Set up for inspection
7. Inspection from judge
8. Perform a 180 degree turn
9. Trot and build to an extended trot
10. Stop when even with A and pet your horse to show completion of pattern

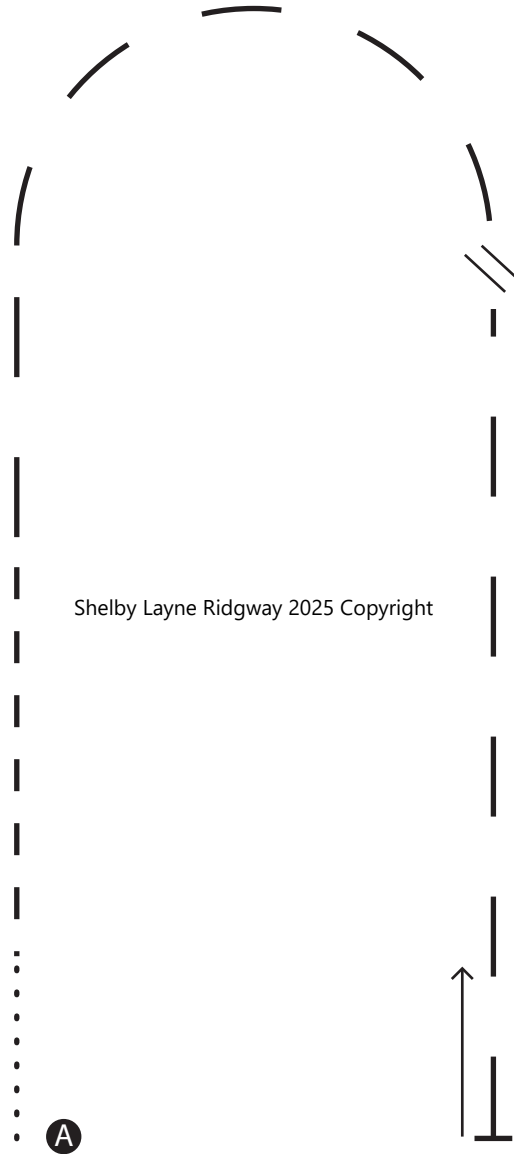
NOTE: The drawn description of this pattern is only intended for the general depiction of the pattern. Exhibitors should utilize their arena space to best exhibit their horse.



2025 ArQHA Stay Home for the Winner Virtual Horse Show (Dec 5 - 25, 2025)



Hunt Seat Equitation
Small Fry Walk-Trot (10 & Under)



Shelby Layne Ridgway 2025 Copyright



Camera is in the center
of your pattern & arena


1. Start at A. Walk two horse lengths
2. Sit trot to center
3. Trot left diagonal around a loop
4. When straight, change diagonals
5. When even with A, stop and back one horse length
6. Pet your horse to show completion of pattern

NOTE: The drawn description of this pattern is only intended for the general depiction of the pattern. Exhibitors should utilize their arena space to best exhibit their horse.



2025 ArQHA Stay Home for the Winner Virtual Horse Show (Dec 5 - 25, 2025)

Hunt Seat Equitation
11 & Over Walk-Trot



Camera is in the center
of your pattern & arena

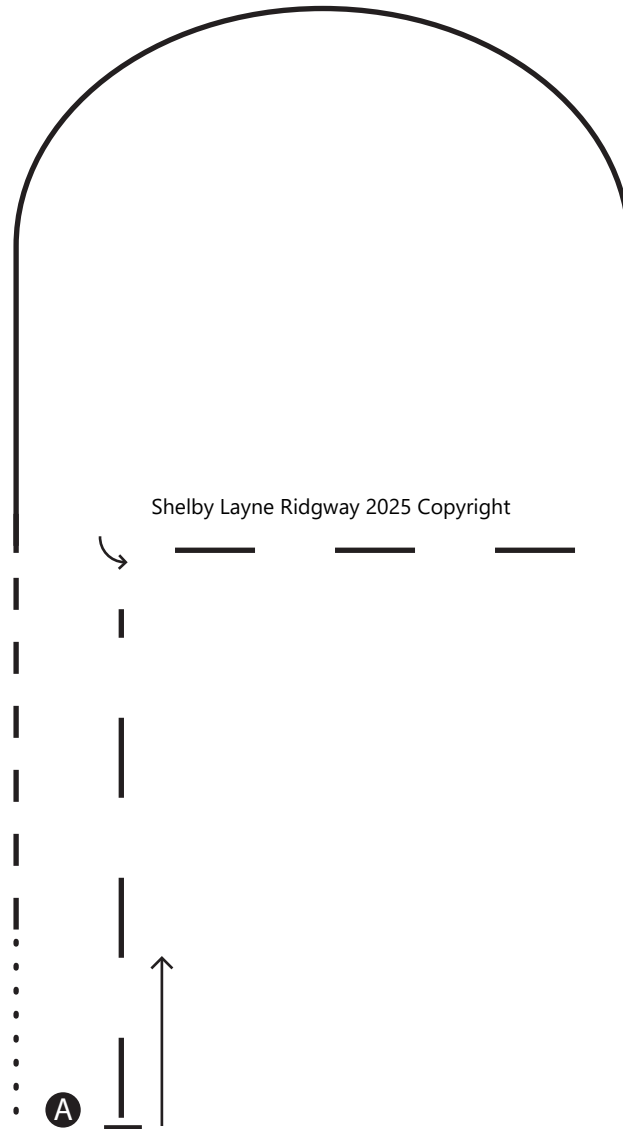
1. Start at A. Walk two horse lengths
2. Sit trot to center
3. Trot left diagonal around a circle
4. When straight, change diagonals
5. When even with A, stop and back one horse length
6. Pet your horse to show completion of pattern

NOTE: The drawn description of this pattern is only intended for the general depiction of the pattern. Exhibitors should utilize their arena space to best exhibit their horse.



2025 ArQHA Stay Home for the Winner Virtual Horse Show (Dec 5 - 25, 2025)

Hunt Seat Equitation
Beginner Rider



Camera is in the center
of your pattern & arena

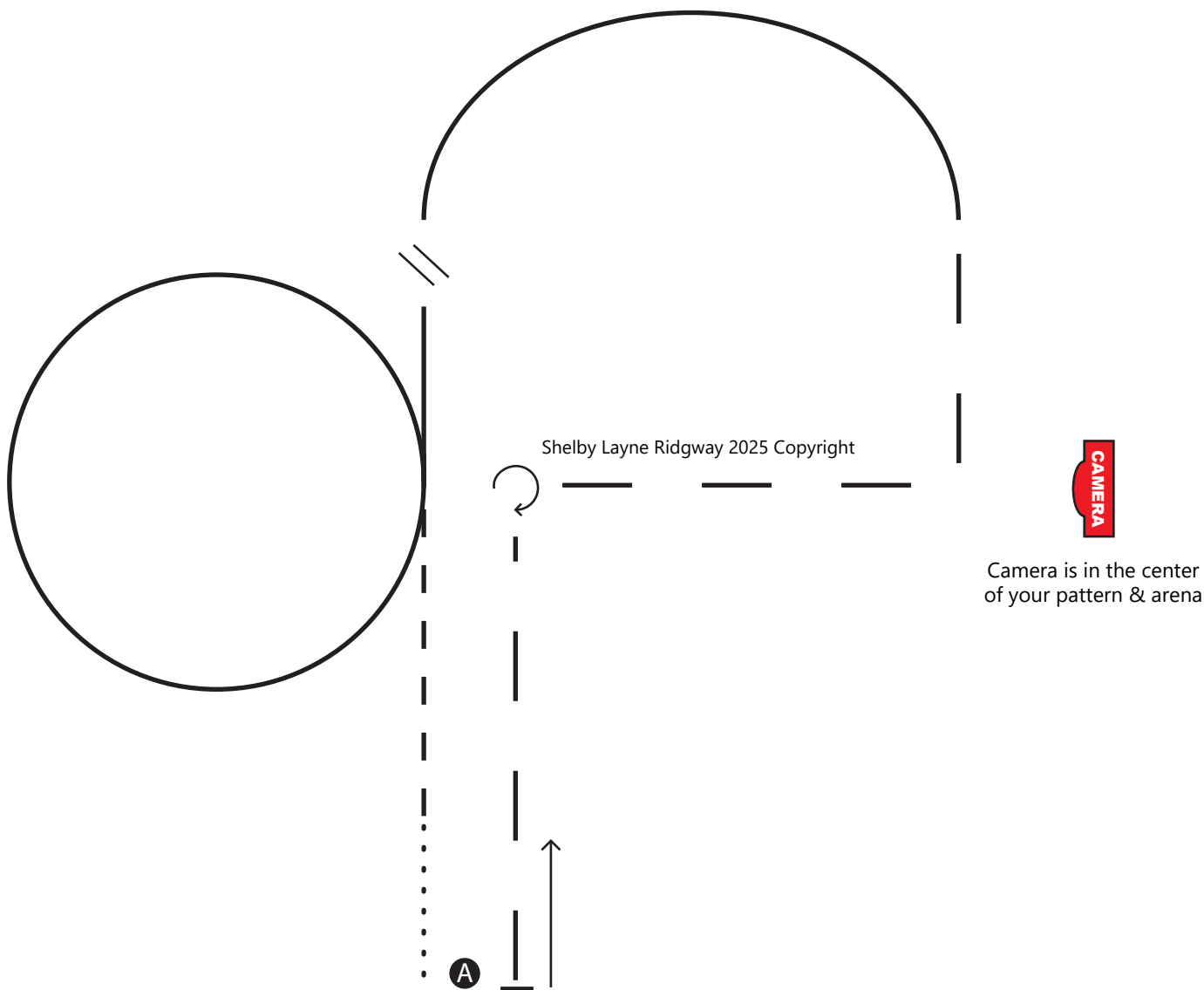
1. Start at A. Walk two horse lengths
2. Sit trot to center
3. Right lead around end
4. Once straight, trot left diagonal and square corner to center
5. Stop in center
6. Perform a 90 forehand to the left
7. Trot right diagonal
8. Stop at A and back one horse length
9. Pet your horse to show completion of pattern

NOTE: The drawn description of this pattern is only intended for the general depiction of the pattern. Exhibitors should utilize their arena space to best exhibit their horse.



2025 ArQHA Stay Home for the Winner Virtual Horse Show (Dec 5 - 25, 2025)

Hunt Seat Equitation
18 & Under



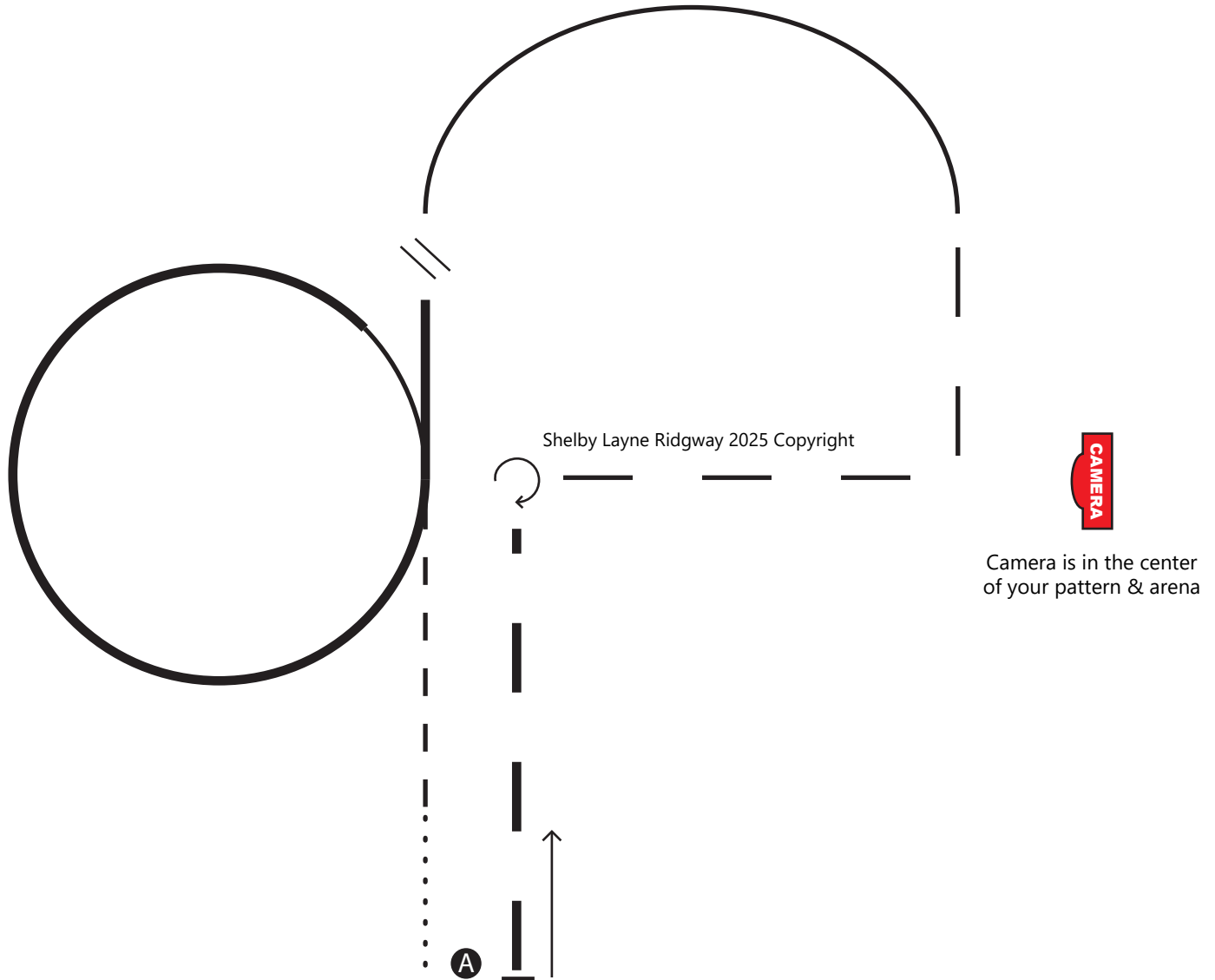
1. Start at A. Walk two horse lengths
2. Sit trot to center
3. Left lead a circle
4. Change leads (simple or flying)
5. Right lead around end
6. Once straight, trot left diagonal and square corner to center
7. Stop in center
8. Perform a 270 forehand to the right
9. Trot right diagonal
10. Stop at A and back one horse length and pet your horse to show completion of pattern

NOTE: The drawn description of this pattern is only intended for the general depiction of the pattern. Exhibitors should utilize their arena space to best exhibit their horse.



2025 ArQHA Stay Home for the Winner Virtual Horse Show (Dec 5 - 25, 2025)

Hunt Seat Equitation
19 & Over



1. Start at A. Walk two horse lengths
2. Sit trot to center
3. Left lead circle, building to a hand gallop
4. Change leads (simple or flying), collect to canter
5. Right lead around end
6. Once straight, trot left diagonal and square corner to center
7. Stop in center
8. Perform a 270 forehand to the right
9. Two-point trot
10. Stop at A and back one horse length and pet your horse to show completion of pattern

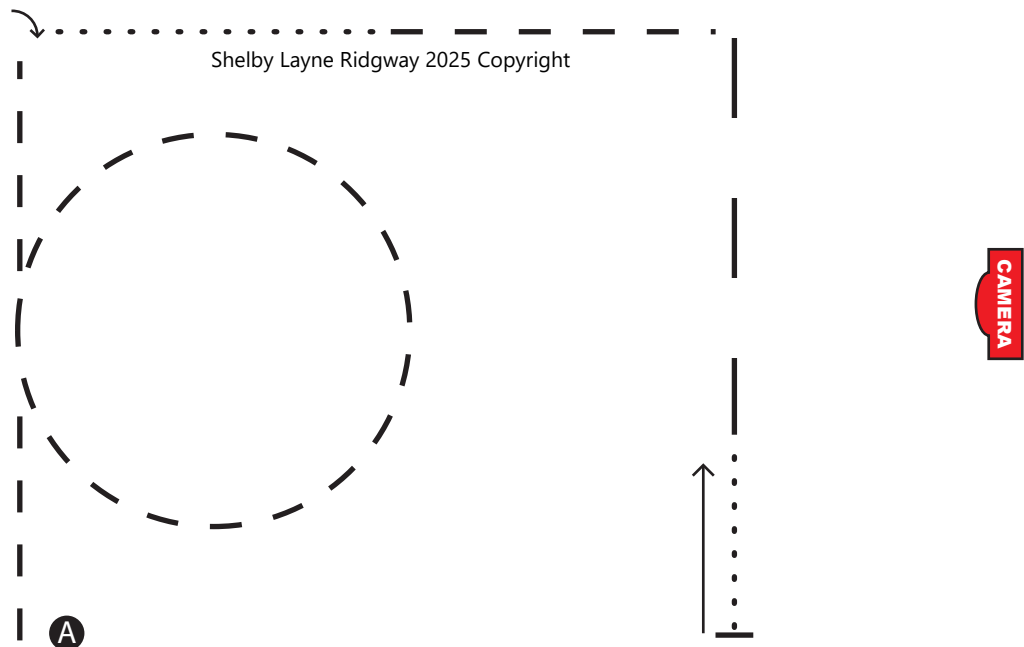
NOTE: The drawn description of this pattern is only intended for the general depiction of the pattern. Exhibitors should utilize their arena space to best exhibit their horse.



2025 ArQHA Stay Home for the Winner Virtual Horse Show (Dec 5 - 25, 2025)



Horsemanship
Small Fry Walk-Trot (10 & Under)



1. Start at A. Trot a circle
2. Perform a 90 degree turn right
3. Walk halfway
4. Trot
5. Extend trot
6. Break to the walk and stop at A
7. Back four steps
8. Pet your horse to show completion of pattern

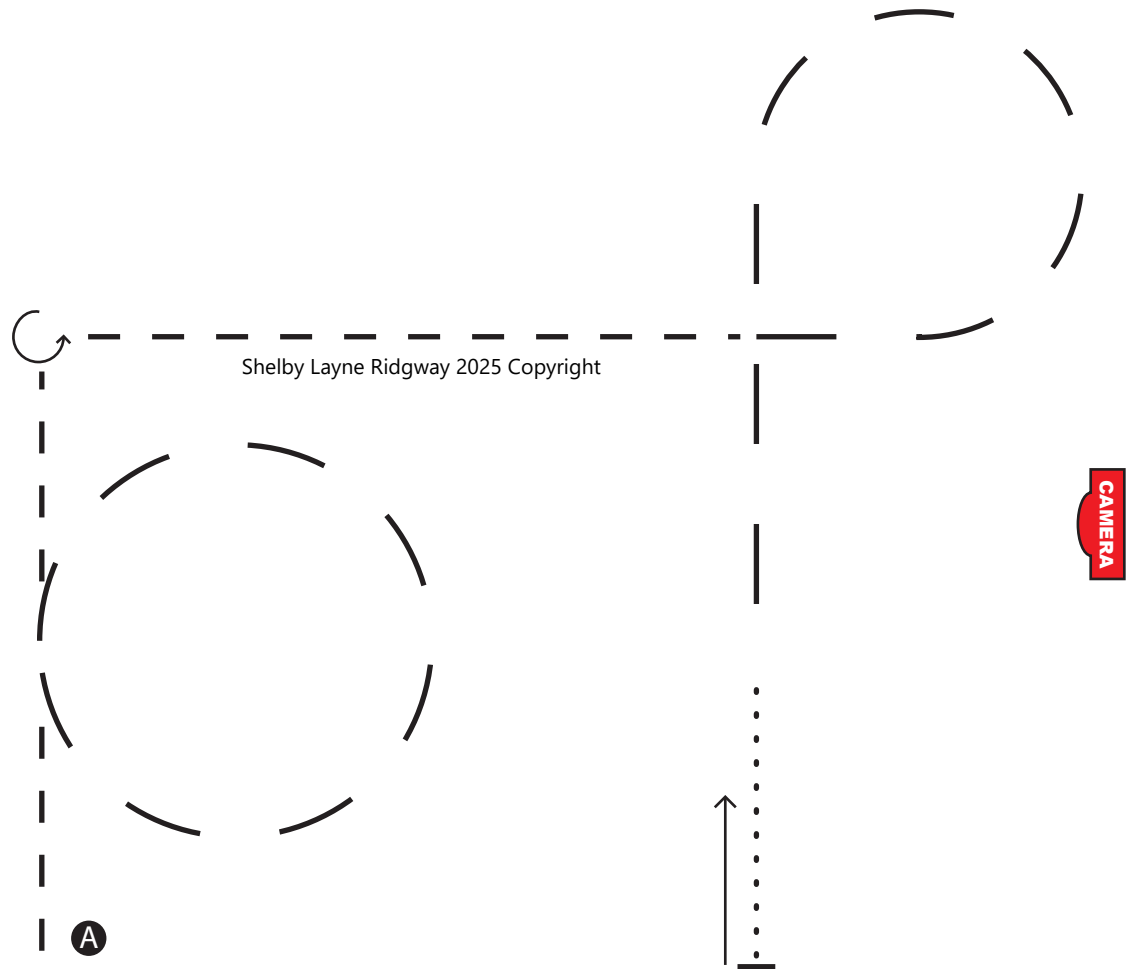
NOTE: The drawn description of this pattern is only intended for the general depiction of the pattern. Exhibitors should utilize their arena space to best exhibit their horse.



2025 ArQHA Stay Home for the Winner Virtual Horse Show (Dec 5 - 25, 2025)



Horsemanship
11 & Over Walk-Trot



1. Start at A. Trot, extend trot a circle
2. Collect to the trot and stop
3. Perform a 270 degree turn left
4. Trot
5. Extend trot loop and straight
6. Break to the walk and stop at A
7. Back four steps
8. Pet your horse to show completion of pattern

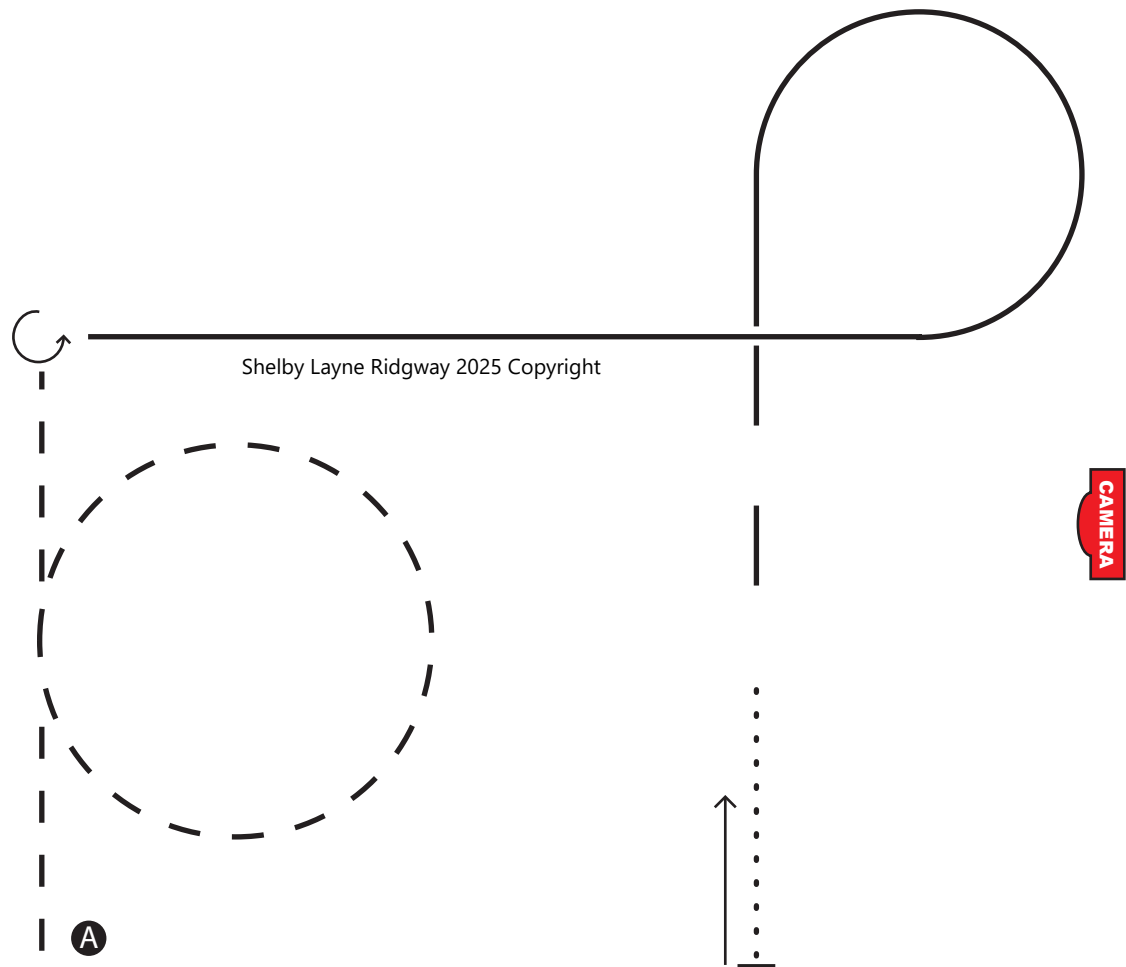
NOTE: The drawn description of this pattern is only intended for the general depiction of the pattern. Exhibitors should utilize their arena space to best exhibit their horse.



2025 ArQHA Stay Home for the Winner Virtual Horse Show (Dec 5 - 25, 2025)



Horsemanship
Beginner Rider

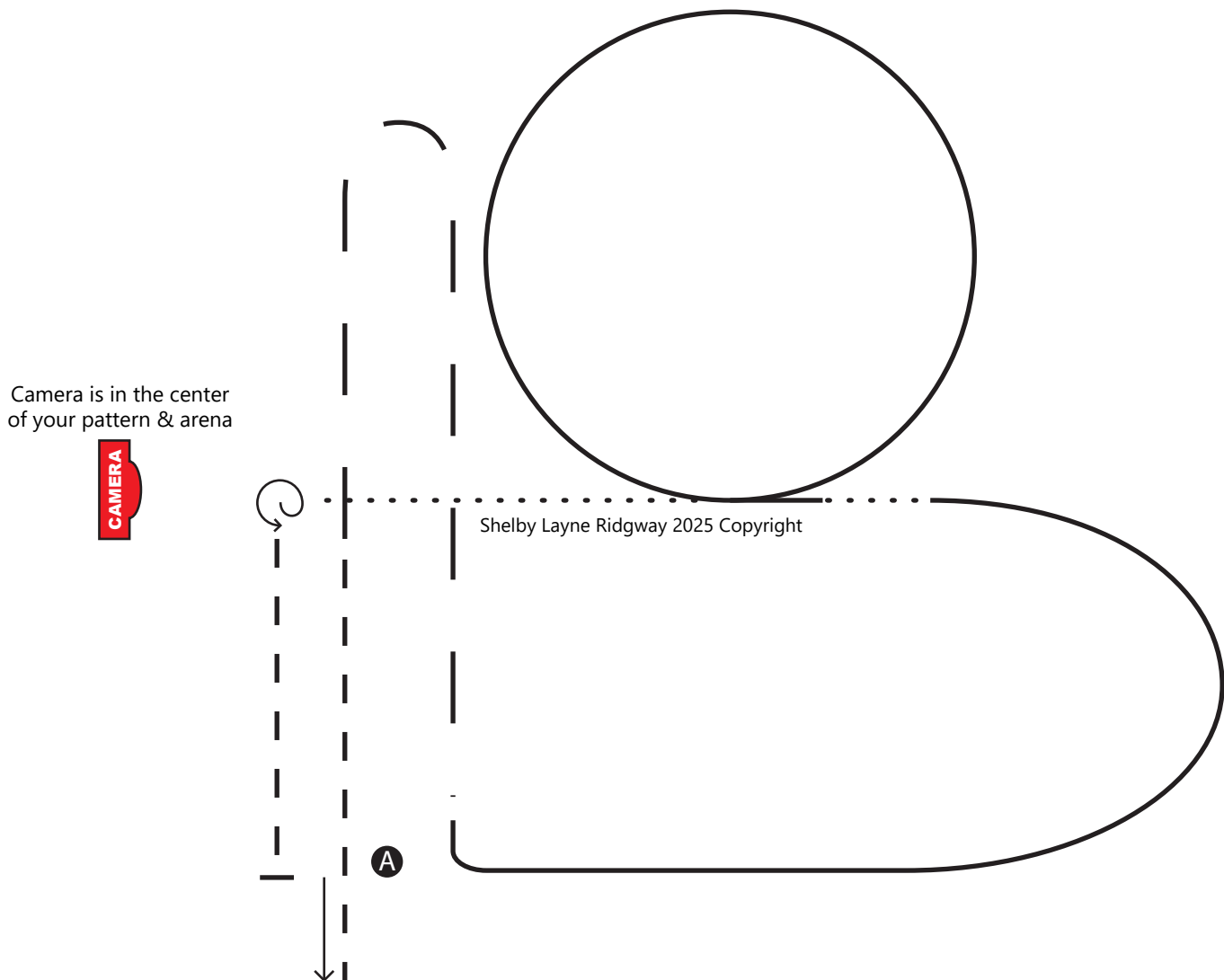


1. Start at A. Trot a circle
2. Perform a 270 degree turn left
3. Lope left lead loop
4. Extend trot
5. Break to the walk and stop at A
6. Back four steps
7. Pet your horse to show completion of pattern

NOTE: The drawn description of this pattern is only intended for the general depiction of the pattern. Exhibitors should utilize their arena space to best exhibit their horse.

2025 ArQHA Stay Home for the Winner Virtual Horse Show (Dec 5 - 25, 2025)

Horsemanship 18 & Under



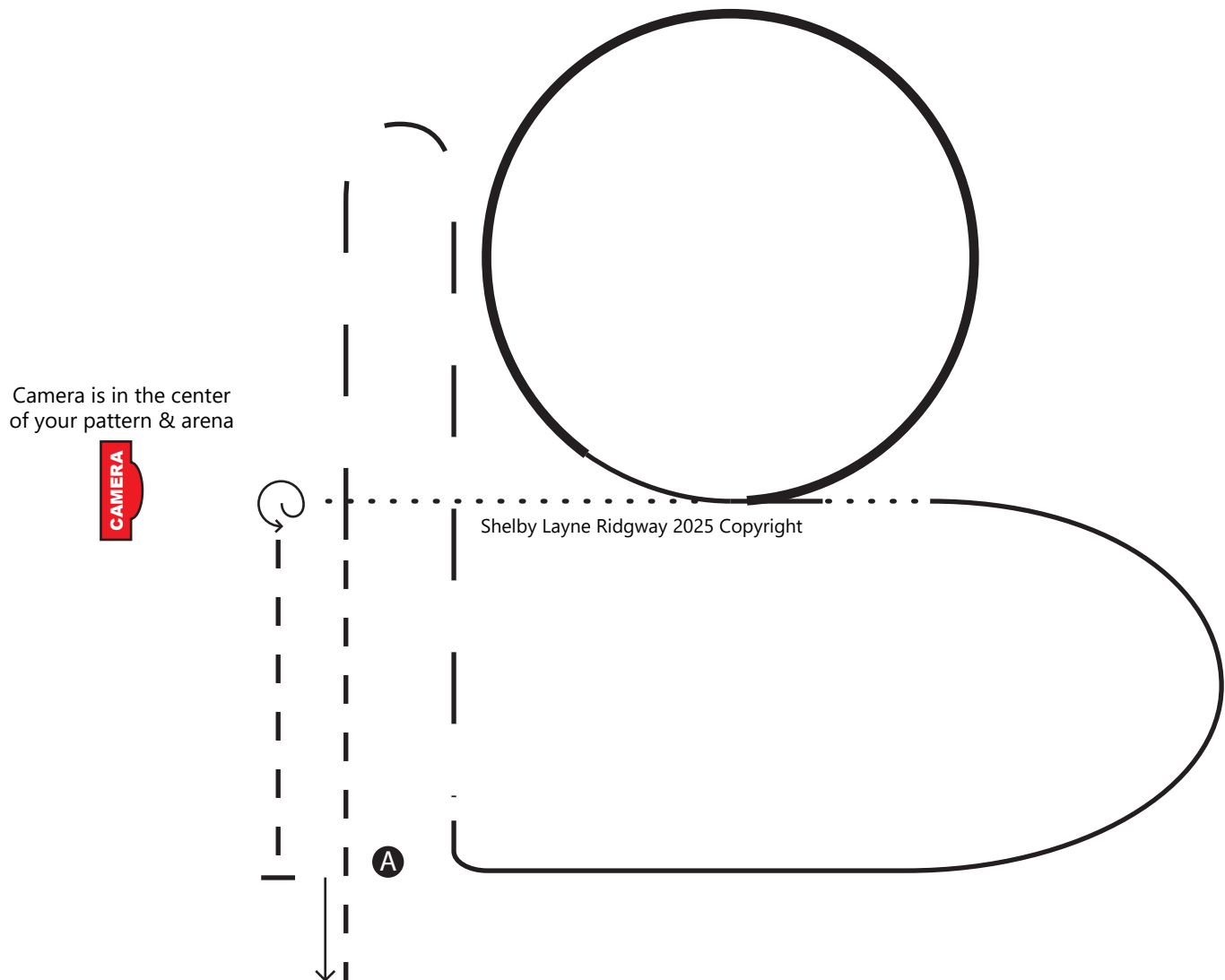
1. Start a A. Back one horse length
2. Trot
3. Extend trot a hairpin turn
4. Left lead lope
5. Walk 6 steps at the middle of the arena
6. Right lead circle
7. At center, break to the forward walk
8. Perform a 450 degree turn left
9. Trot until even with A, stop, and hesitate
10. Pet your horse to show completion of pattern

NOTE: The drawn description of this pattern is only intended for the general depiction of the pattern. Exhibitors should utilize their arena space to best exhibit their horse.

2025 ArQHA Stay Home for the Winner Virtual Horse Show (Dec 5 - 25, 2025)



Horsemanship 19 & Over



1. Start a A. Back one horse length
2. Trot
3. Extend trot a hairpin turn
4. Left lead lope
5. Walk 6 steps at the middle of the arena
6. Right lead circle building speed
7. At center, break to the foreward walk
8. Perform a 450 degree turn left
9. Trot until even with A, stop, and hesitate
10. Pet your horse to show completion of pattern

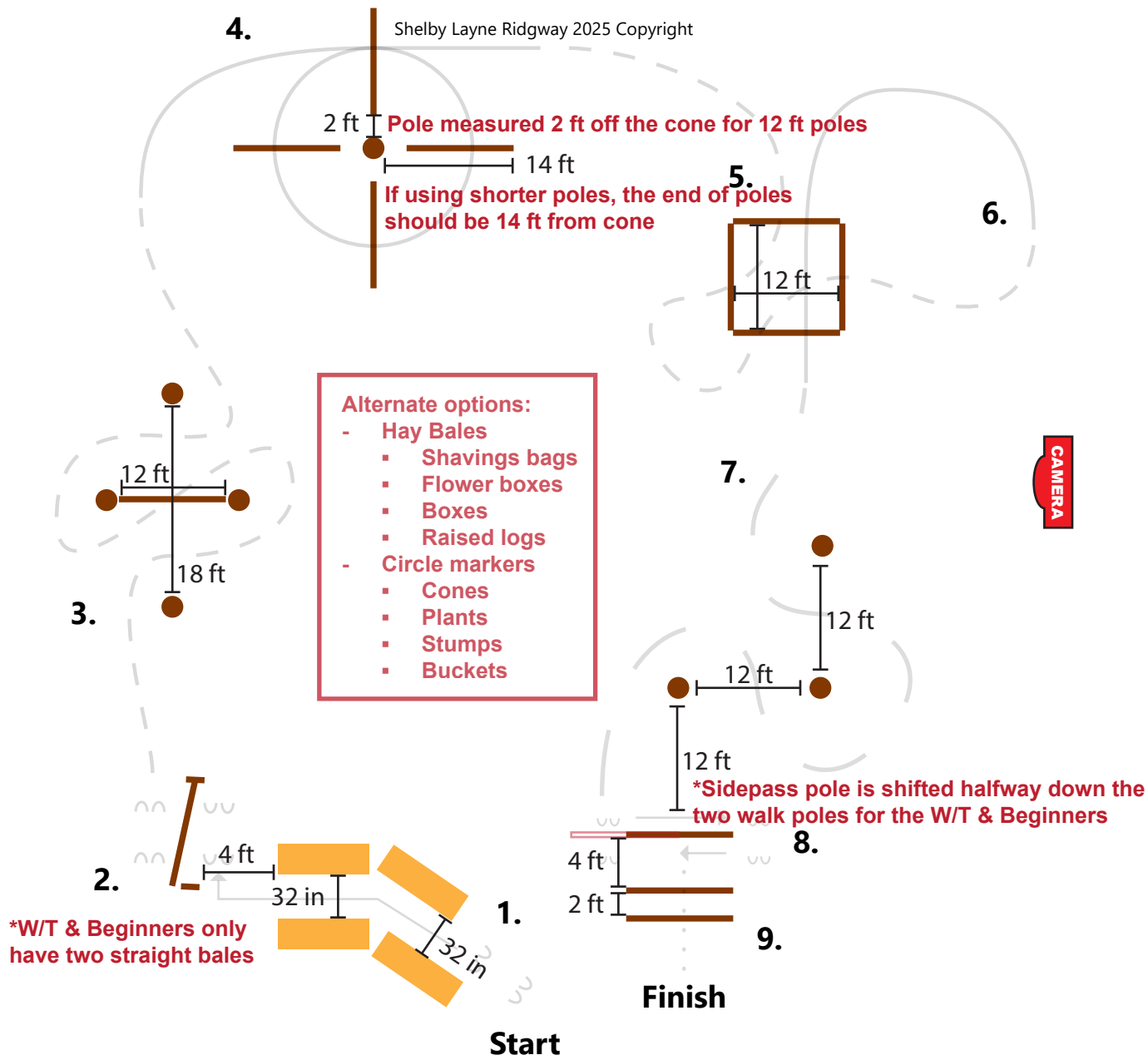
NOTE: The drawn description of this pattern is only intended for the general depiction of the pattern. Exhibitors should utilize their arena space to best exhibit their horse.



2025 ArQHA Stay Home for the Winner Virtual Horse Show (Dec 5 - 25, 2025)



Trail Measurements



1. Back through bales
2. Right hand gate (rope or solid)
3. Trot serpentine
4. Lope right lead pinwheel
5. Trot serpentine through box
6. Lope left lead through box
7. Extend trot serpentine
8. Sidepass left over pole and halfway back
9. Walk over poles
10. Pet your horse to show completion of pattern

NOTE: Listed measurements are required.

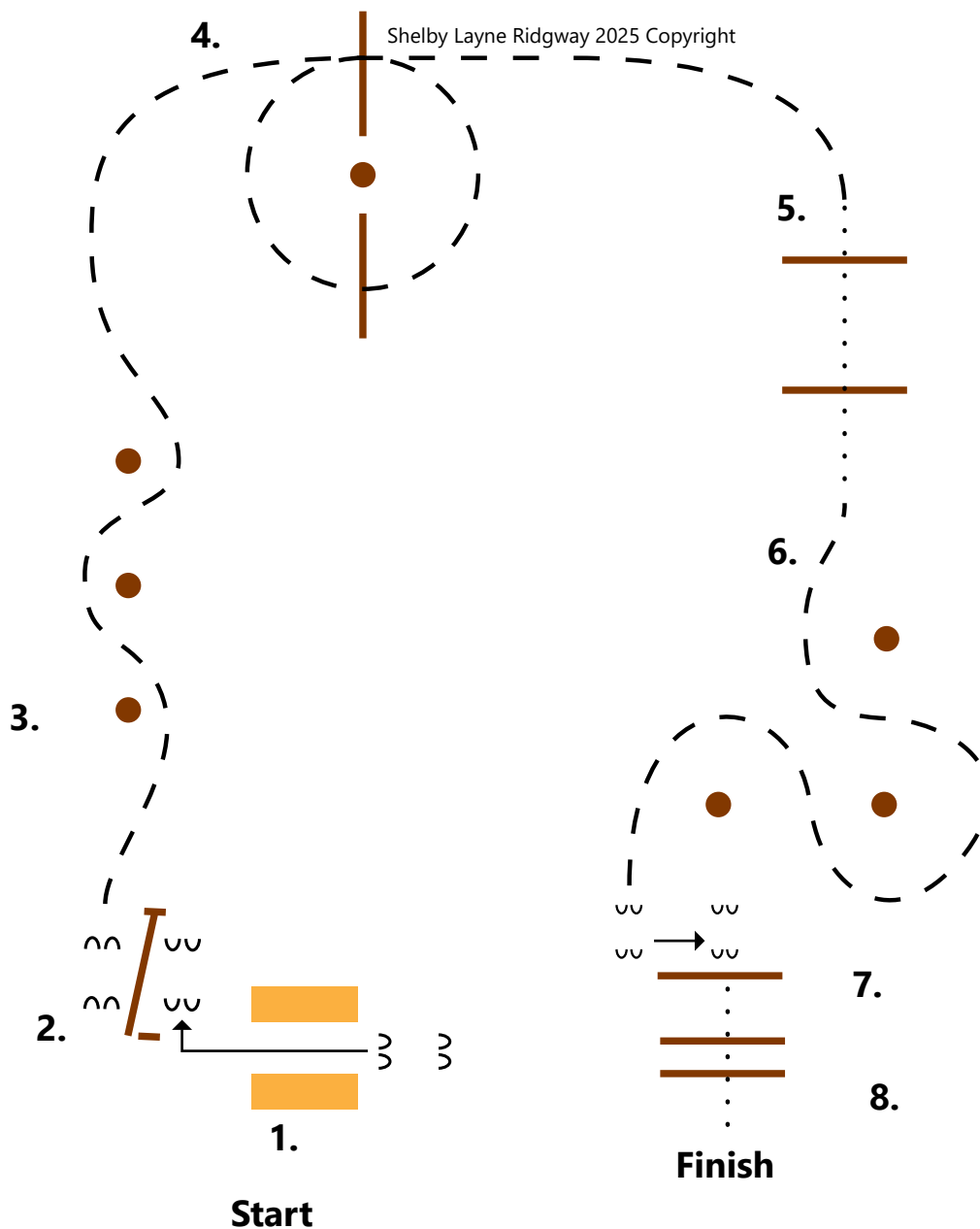
**The drawn description of this pattern is only intended for the general depiction of the pattern.
Exhibitors should utilize their arena space to best exhibit their horse.**



2025 ArQHA Stay Home for the Winner Virtual Horse Show (Dec 5 - 25, 2025)



Trail Small Fry Walk-Trot (10 & Under)



1. Back through bales
2. Right hand gate (rope or solid)
3. Trot serpentine
4. Trot pinwheel
5. Walk over poles

6. Trot serpentine
7. Sidepass halfway left before pole
8. Walk over poles
9. Pet your horse to show completion of pattern

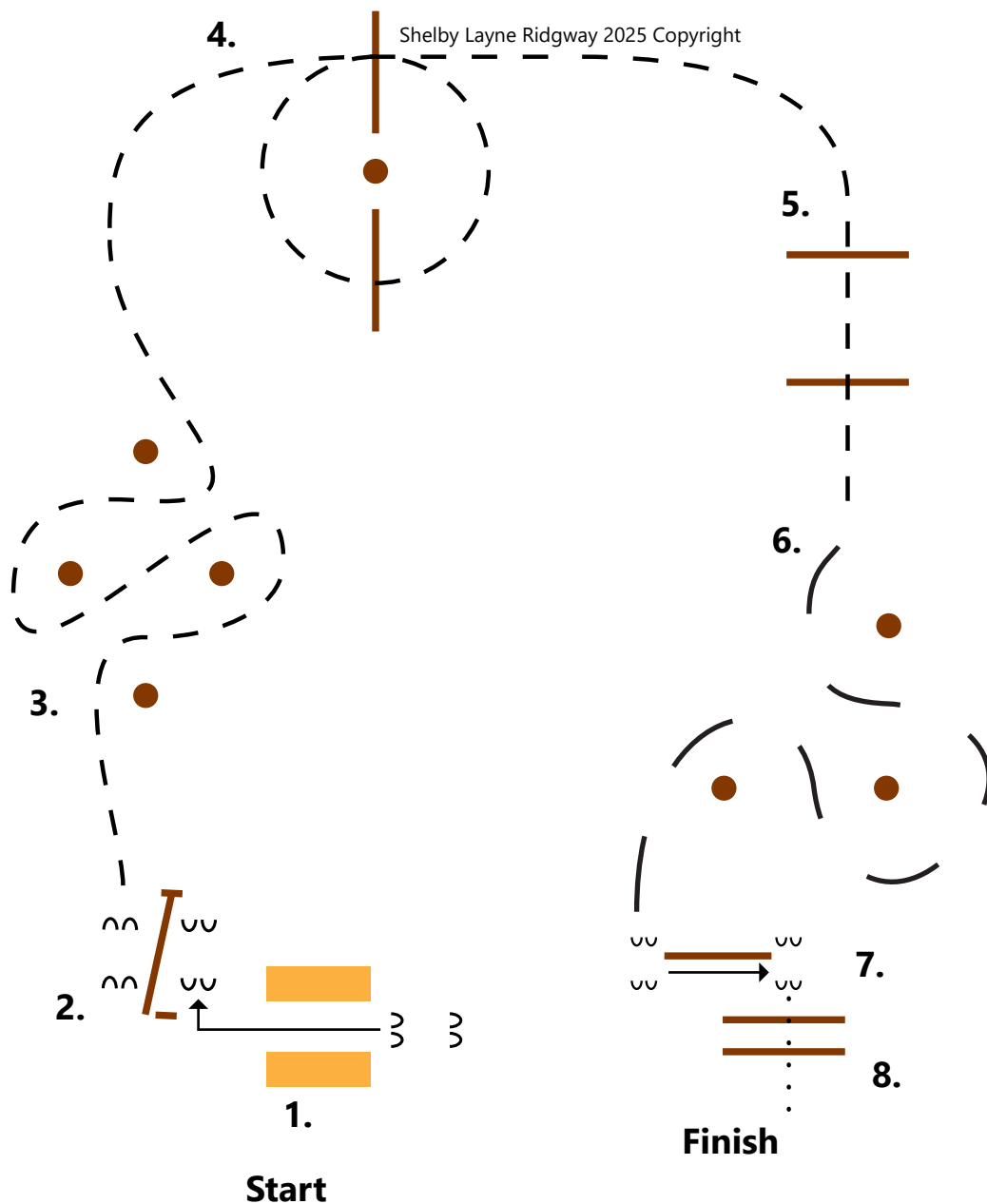
NOTE: Listed measurements are required (please check measurement pattern for directions.)
The drawn description of this pattern is only intended for the general depiction of the pattern.
Exhibitors should utilize their arena space to best exhibit their horse.



2025 ArQHA Stay Home for the Winner Virtual Horse Show (Dec 5 - 25, 2025)



Trail 11 & Over Walk-Trot



1. Back through bales
2. Right hand gate (rope or solid)
3. Trot serpentine
4. Trot pinwheel
5. Trot over poles

6. Extend trot serpentine
7. Sidepass left over pole
8. Walk over poles
9. Pet your horse to show completion of pattern

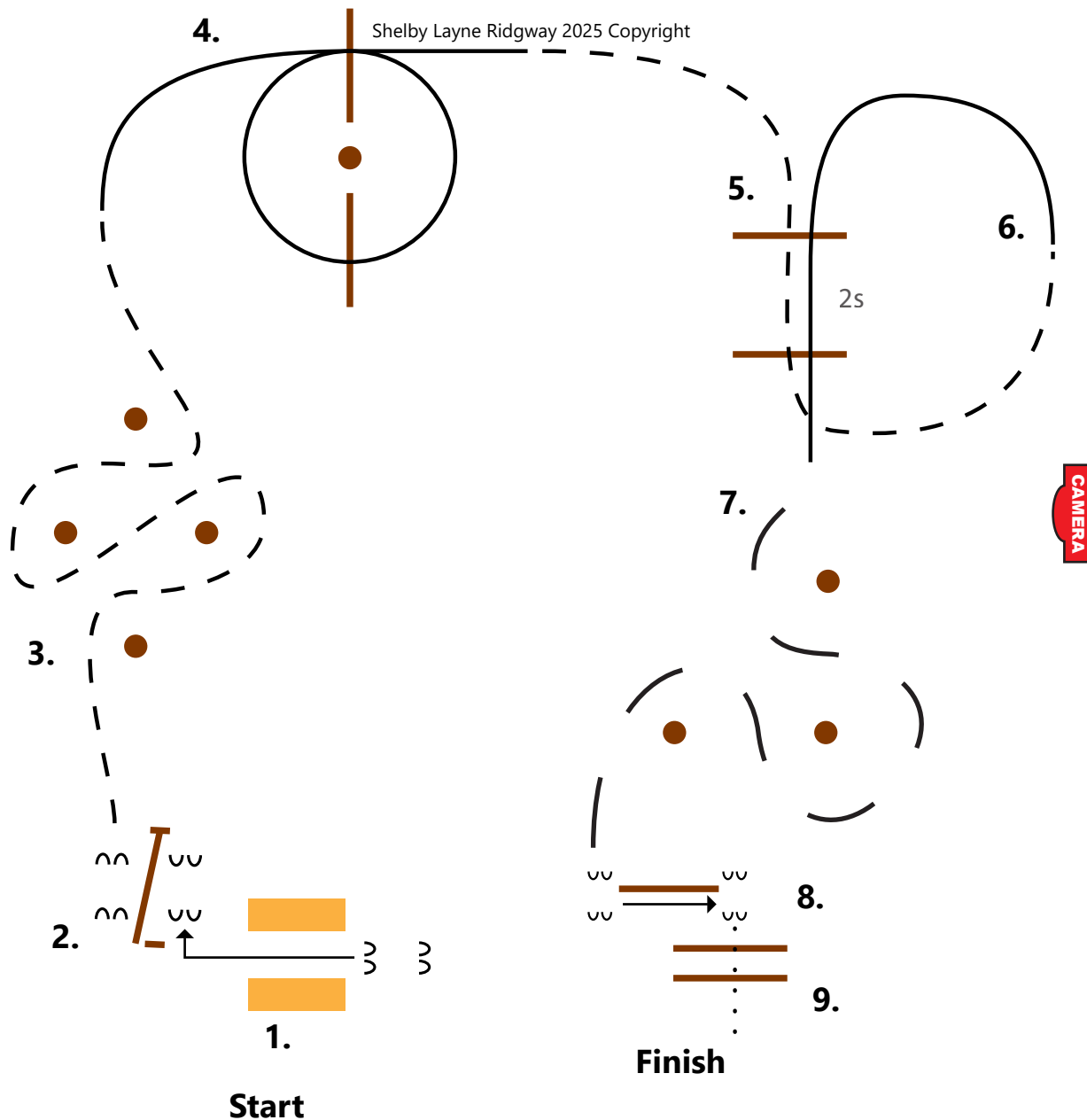
NOTE: Listed measurements are required (please check measurement pattern for directions.)
The drawn description of this pattern is only intended for the general depiction of the pattern.
Exhibitors should utilize their arena space to best exhibit their horse.



2025 ArQHA Stay Home for the Winner Virtual Horse Show (Dec 5 - 25, 2025)



Trail Beginner Rider



1. Back through bales
2. Right hand gate (rope or solid)
3. Trot serpentine
4. Lope right lead pinwheel
5. Trot over poles
6. Lope left lead over poles

7. Extend trot serpentine
8. Sidepass left over pole
9. Walk over poles
10. Pet your horse to show completion of pattern

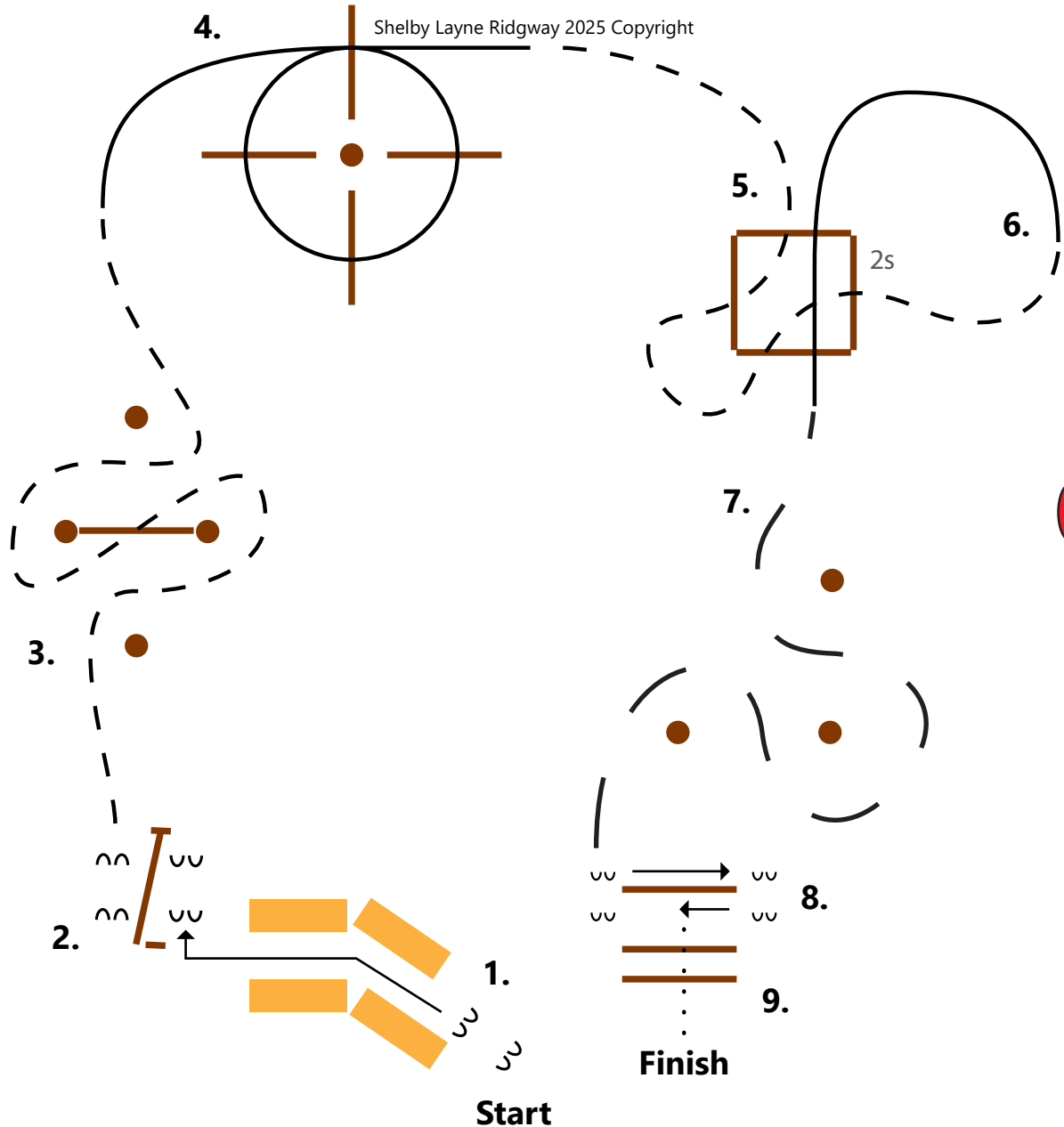
NOTE: Listed measurements are required (please check measurement pattern for directions.)
The drawn description of this pattern is only intended for the general depiction of the pattern.
Exhibitors should utilize their arena space to best exhibit their horse.



2025 ArQHA Stay Home for the Winner Virtual Horse Show (Dec 5 - 25, 2025)



Trail
18 & Under and 19 & Over



1. Back through bales
2. Right hand gate (rope or solid)
3. Trot serpentine
4. Lope right lead pinwheel
5. Trot serpentine through box
6. Lope left lead through box
7. Extend trot serpentine
8. Sidepass left over pole and halfway back
9. Walk over poles
10. Pet your horse to show completion of pattern

NOTE: Listed measurements are required (please check measurement pattern for directions.)
The drawn description of this pattern is only intended for the general depiction of the pattern.
Exhibitors should utilize their arena space to best exhibit their horse.

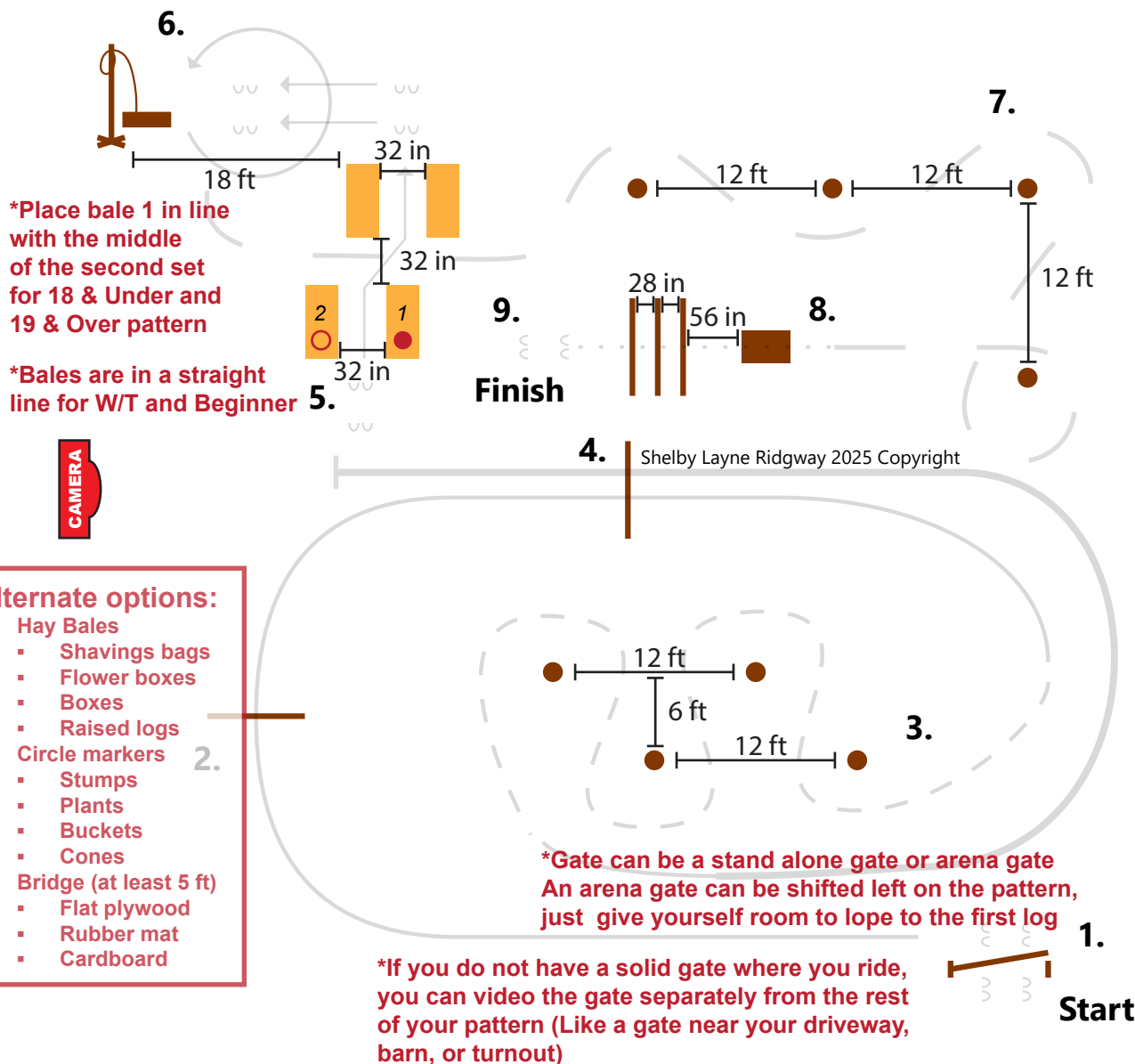


2025 ArQHA Stay Home for the Winner Virtual Horse Show (Dec 5 - 25, 2025)



Ranch Trail Measurements

*Drag can be set up on a standard, barrel, or fence post



1. Left hand work gate (Solid gate preferred)
2. Lope right lead over two logs
3. Trot serpentine
4. Left lead building speed and over log
5. Back through bales & sidepass right
6. Drag to the left at a walk or trot
7. Extend trot through bales and serpentine
8. Walk over bridge and over logs
9. Stop horse, dismount, and ground tie.
Move bucket from bale 1 to bale 2
10. Pet your horse to show completion of pattern

NOTE: Listed measurements are required.

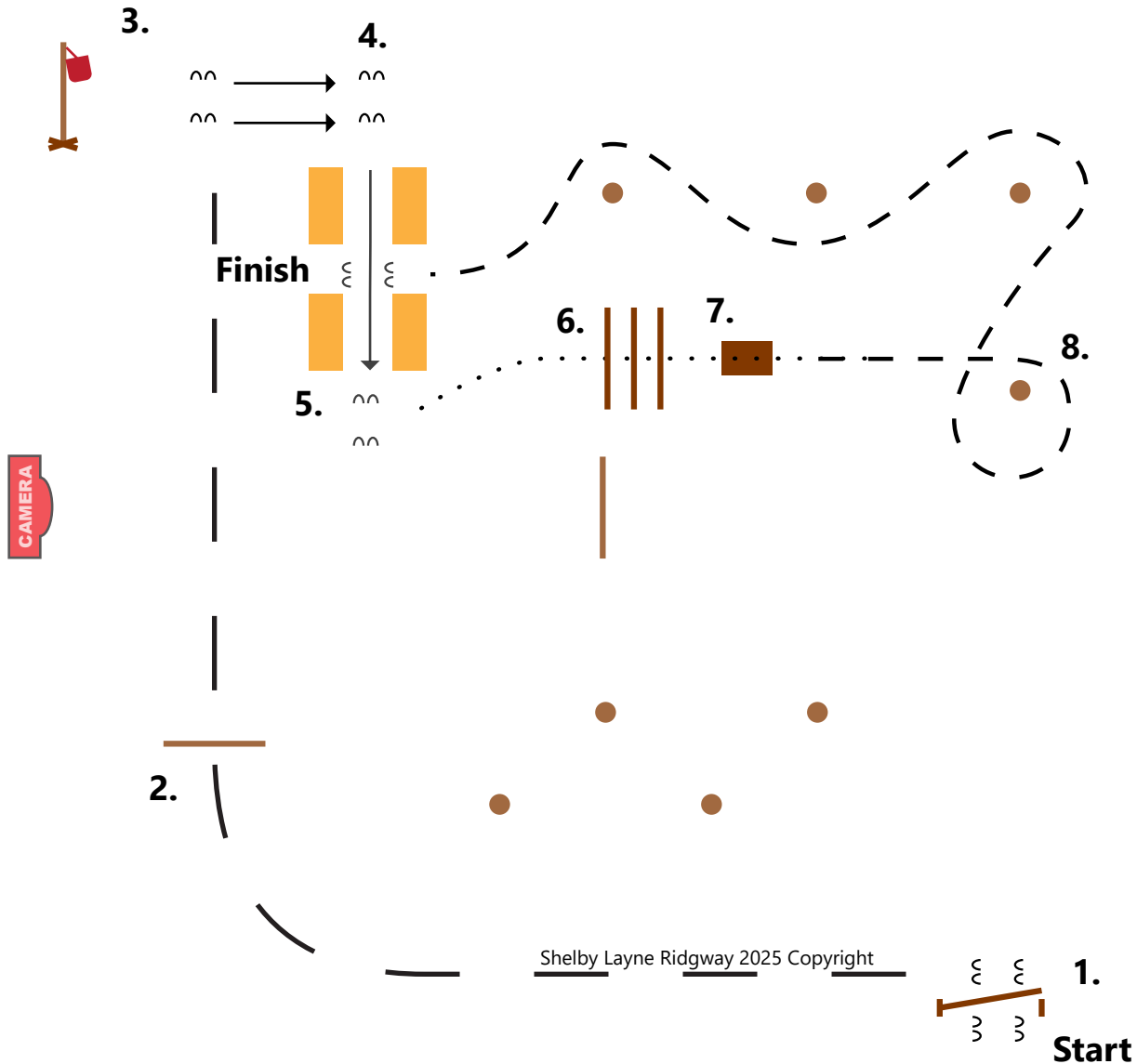
**The drawn description of this pattern is only intended for the general depiction of the pattern.
Exhibitors should utilize their arena space to best exhibit their horse.**



2025 ArQHA Stay Home for the Winner Virtual Horse Show (Dec 5 - 25, 2025)



Ranch Trail
Small Fry (10 & Under) Walk-Trot



1. Left hand work gate (Solid gate preferred)
2. Extend trot over log up to bucket
3. Pick up the bucket and put it back
4. Sidepass right
5. Back through bales
6. Walk over logs
7. Walk over bridge
8. Trot through serpentine and stop between the bales
9. Pet your horse to show completion of pattern

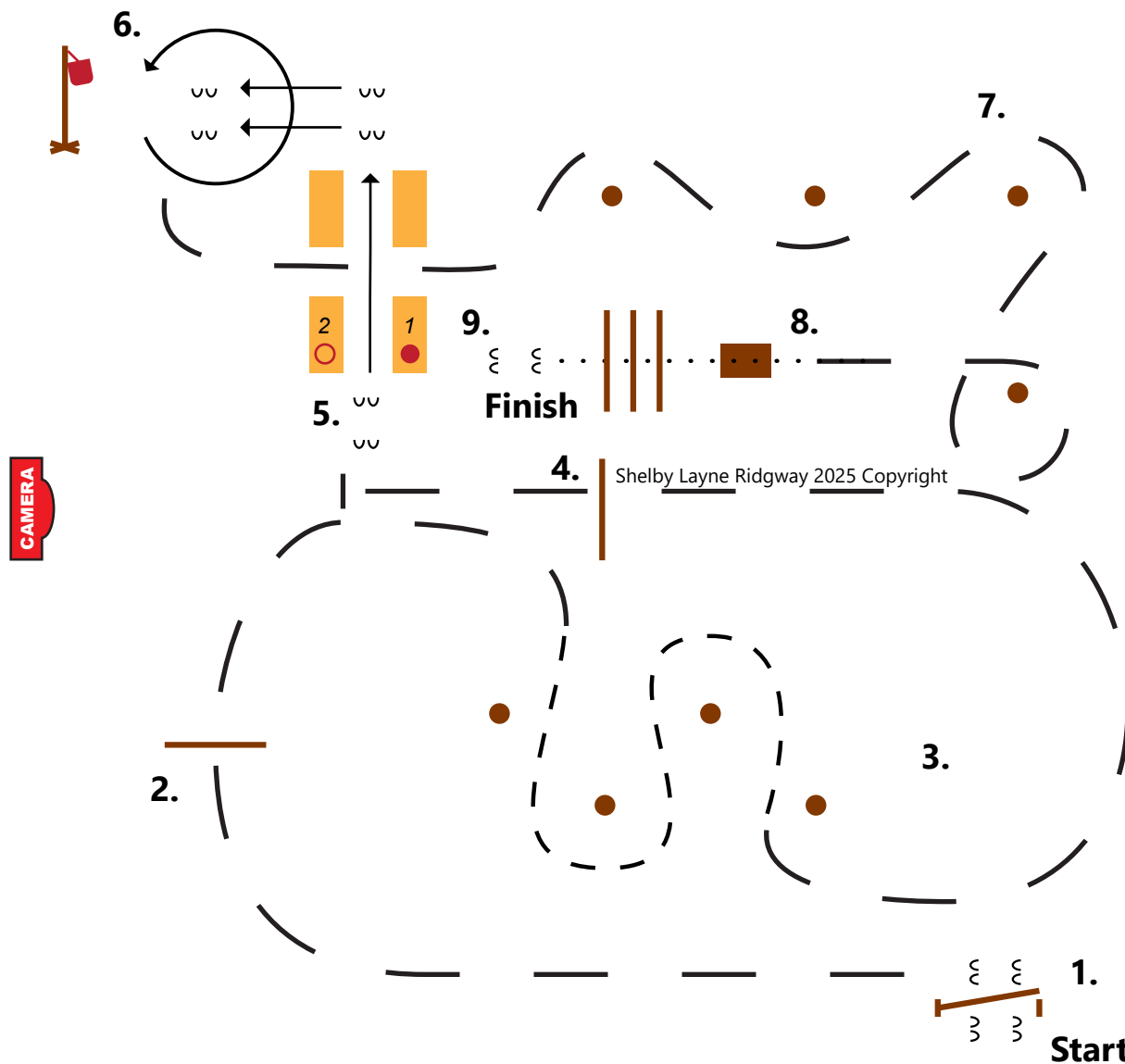
**NOTE: Listed measurements are required (please check measurement pattern for directions.)
The drawn description of this pattern is only intended for the general depiction of the pattern.
Exhibitors should utilize their arena space to best exhibit their horse.**



2025 ArQHA Stay Home for the Winner Virtual Horse Show (Dec 5 - 25, 2025)



Ranch Trail
11 & Over Walk-Trot



1. Left hand work gate (Solid gate preferred)
2. Extend trot over log
3. Trot serpentine
4. Extend trot over log and up to bales
5. Back through bales & sidepass right
6. Pick up & carry bucket to the left at a walk or trot
7. Extend trot through bales and serpentine
8. Walk over bridge and over logs
9. Stop horse, dismount, and ground tie.
Move bucket from bale 1 to bale 2
10. Pet your horse to show completion of pattern

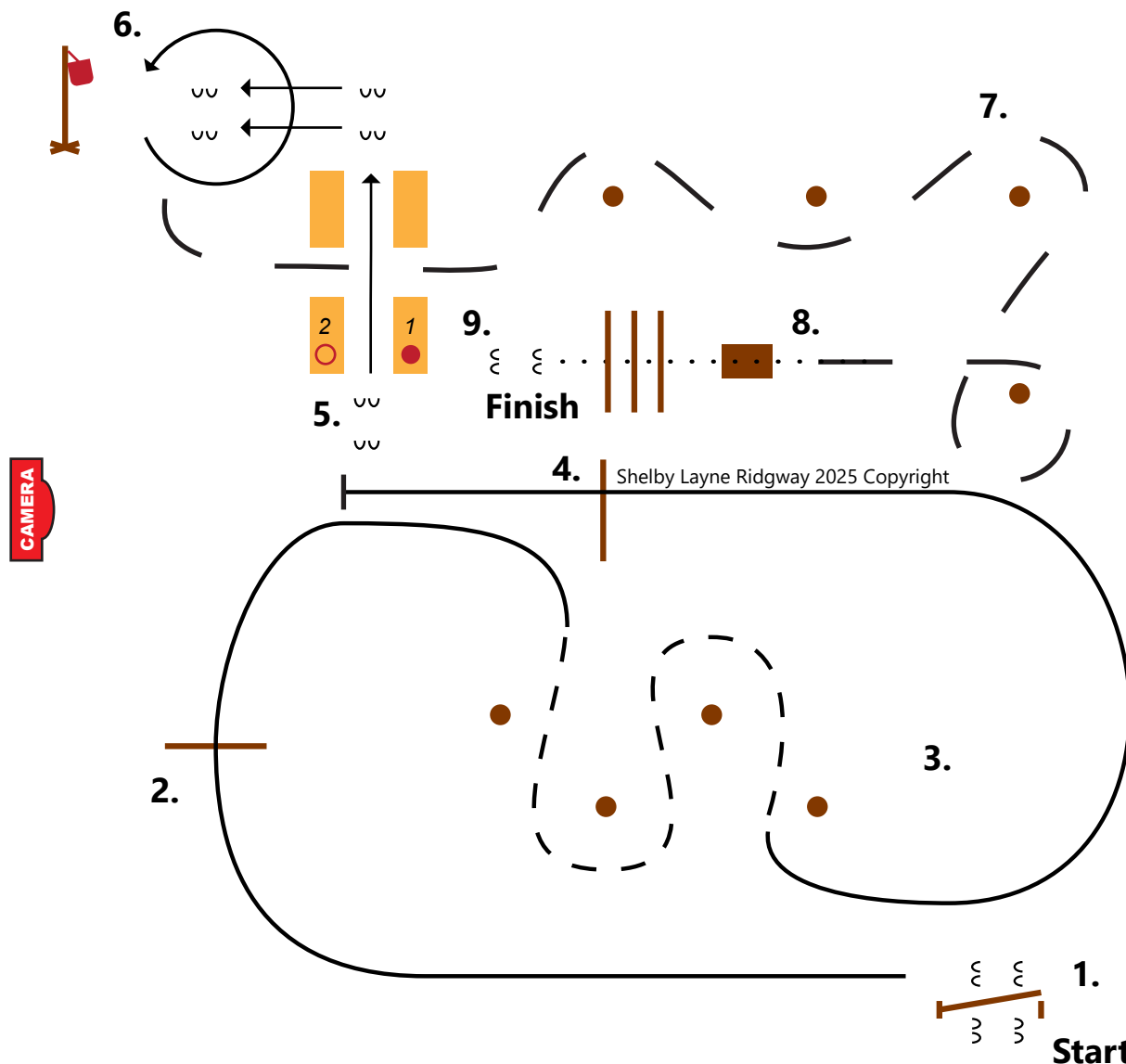
NOTE: Listed measurements are required (please check measurement pattern for directions.)
The drawn description of this pattern is only intended for the general depiction of the pattern.
Exhibitors should utilize their arena space to best exhibit their horse.



2025 ArQHA Stay Home for the Winner Virtual Horse Show (Dec 5 - 25, 2025)



Ranch Trail
Beginner Rider



1. Left hand work gate (Solid gate preferred)
2. Lope right lead over log
3. Trot serpentine
4. Lope left lead over log and up to bales
5. Back through bales & sidepass right
6. Pick up & carry bucket to the left at a walk or trot
7. Extend trot through bales and serpentine
8. Walk over bridge and over logs
9. Stop horse, dismount, and ground tie.
Move bucket from bale 1 to bale 2
10. Pet your horse to show completion of pattern

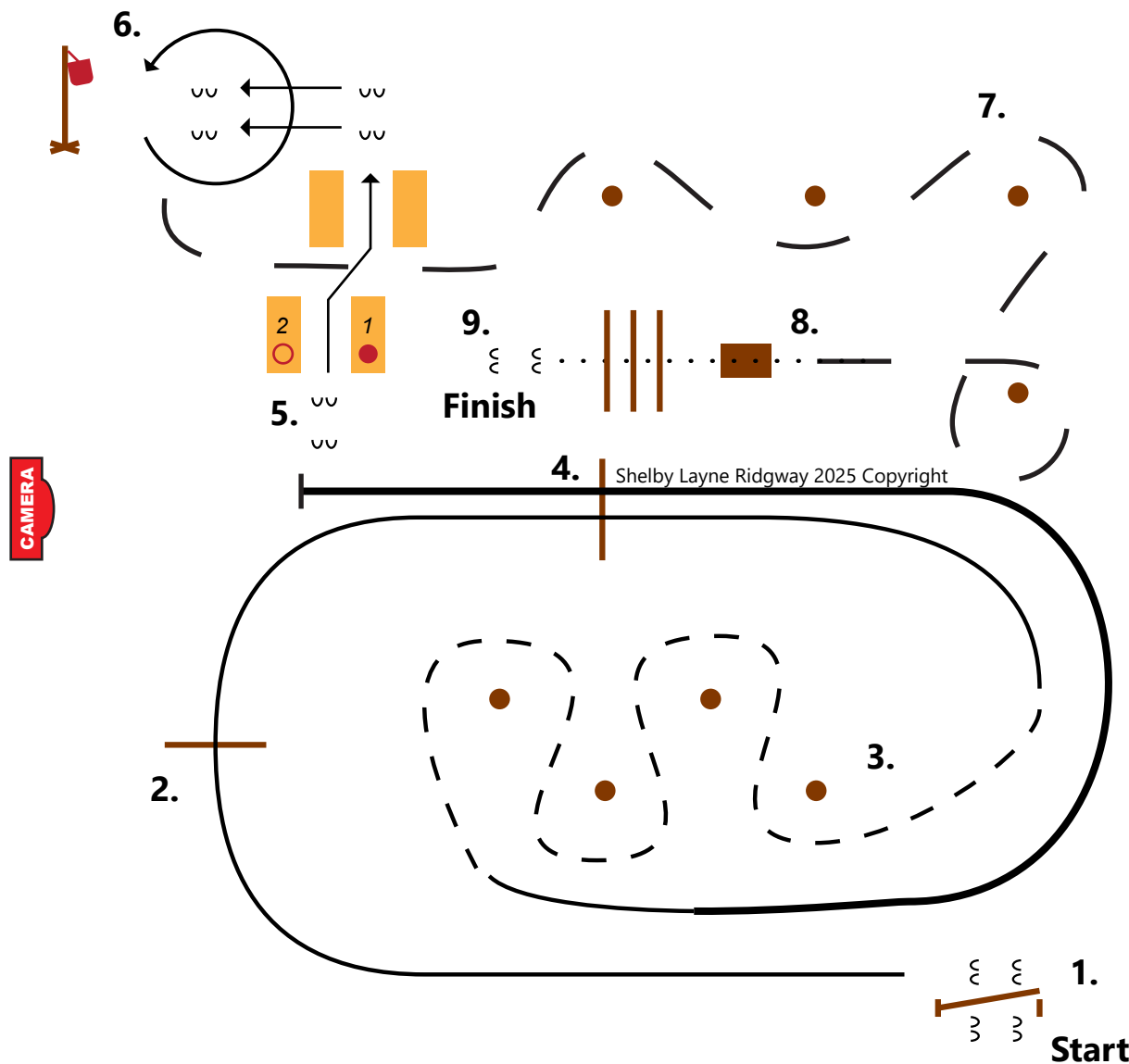
NOTE: Listed measurements are required (please check measurement pattern for directions.)
The drawn description of this pattern is only intended for the general depiction of the pattern.
Exhibitors should utilize their arena space to best exhibit their horse.



2025 ArQHA Stay Home for the Winner Virtual Horse Show (Dec 5 - 25, 2025)



Ranch Trail
18 & Under



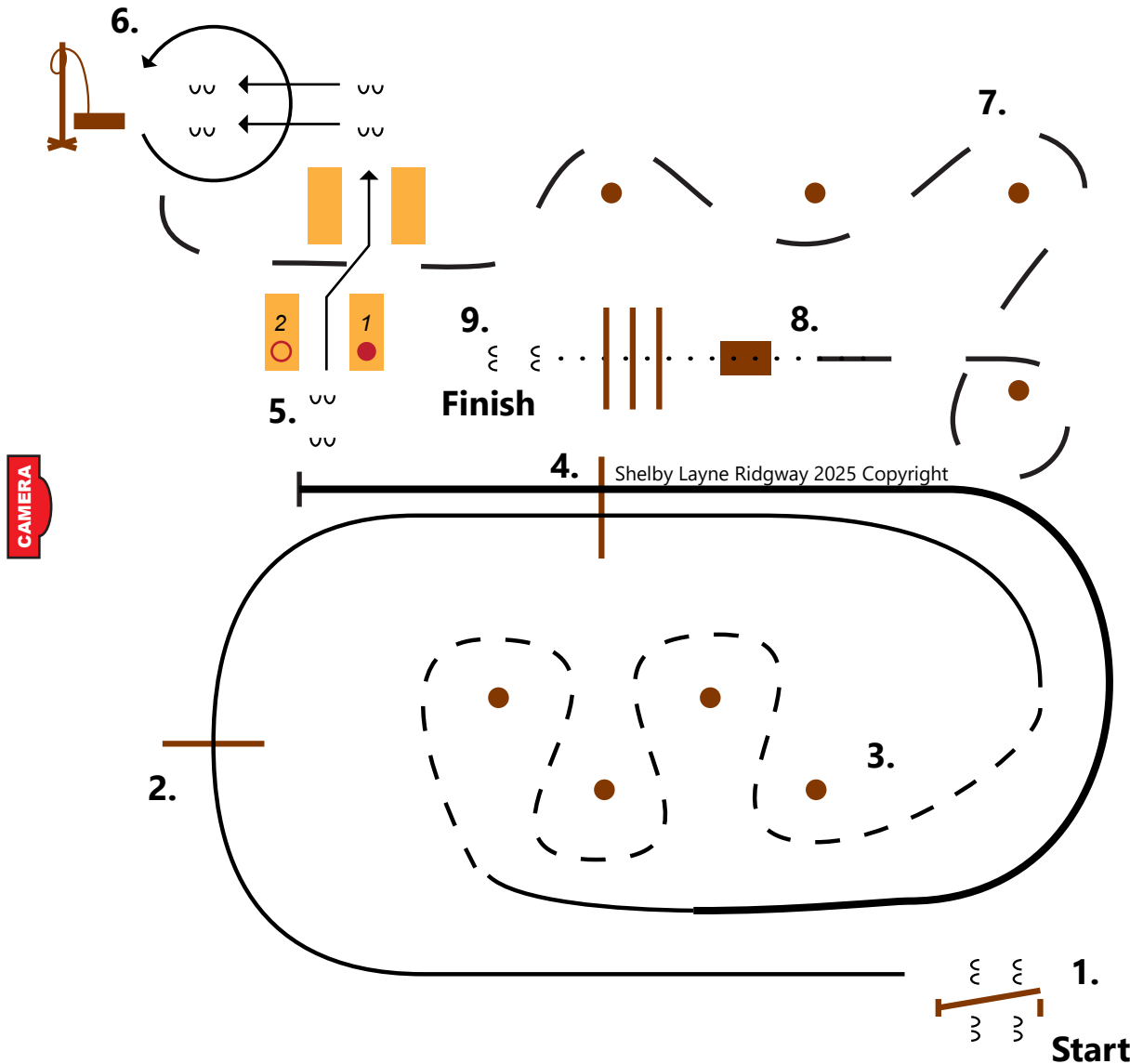
1. Left hand work gate (Solid gate preferred)
2. Lope right lead over two logs
3. Trot serpentine
4. Left lead building speed and over log
5. Back through bales & sidepass right
6. Pick up & carry bucket to the left at a walk or trot
7. Extend trot through bales and serpentine
8. Walk over bridge and over logs
9. Stop horse, dismount, and ground tie.
Move bucket from bale 1 to bale 2
10. Pet your horse to show completion of pattern

**NOTE: Listed measurements are required (please check measurement pattern for directions.)
The drawn description of this pattern is only intended for the general depiction of the pattern.
Exhibitors should utilize their arena space to best exhibit their horse.**



2025 ArQHA Stay Home for the Winner Virtual Horse Show (Dec 5 - 25, 2025)

Ranch Trail
19 & Over



1. Left hand work gate (Solid gate preferred)
2. Lope right lead over two logs
3. Trot serpentine
4. Left lead building speed and over log
5. Back through bales & sidepass right
6. Drag to the left at a walk or trot
7. Extend trot through bales and serpentine
8. Walk over bridge and over logs
9. Stop horse, dismount, and ground tie.
Move bucket from bale 1 to bale 2
10. Pet your horse to show completion of pattern

NOTE: Listed measurements are required (please check measurement pattern for directions.)
The drawn description of this pattern is only intended for the general depiction of the pattern.
Exhibitors should utilize their arena space to best exhibit their horse.



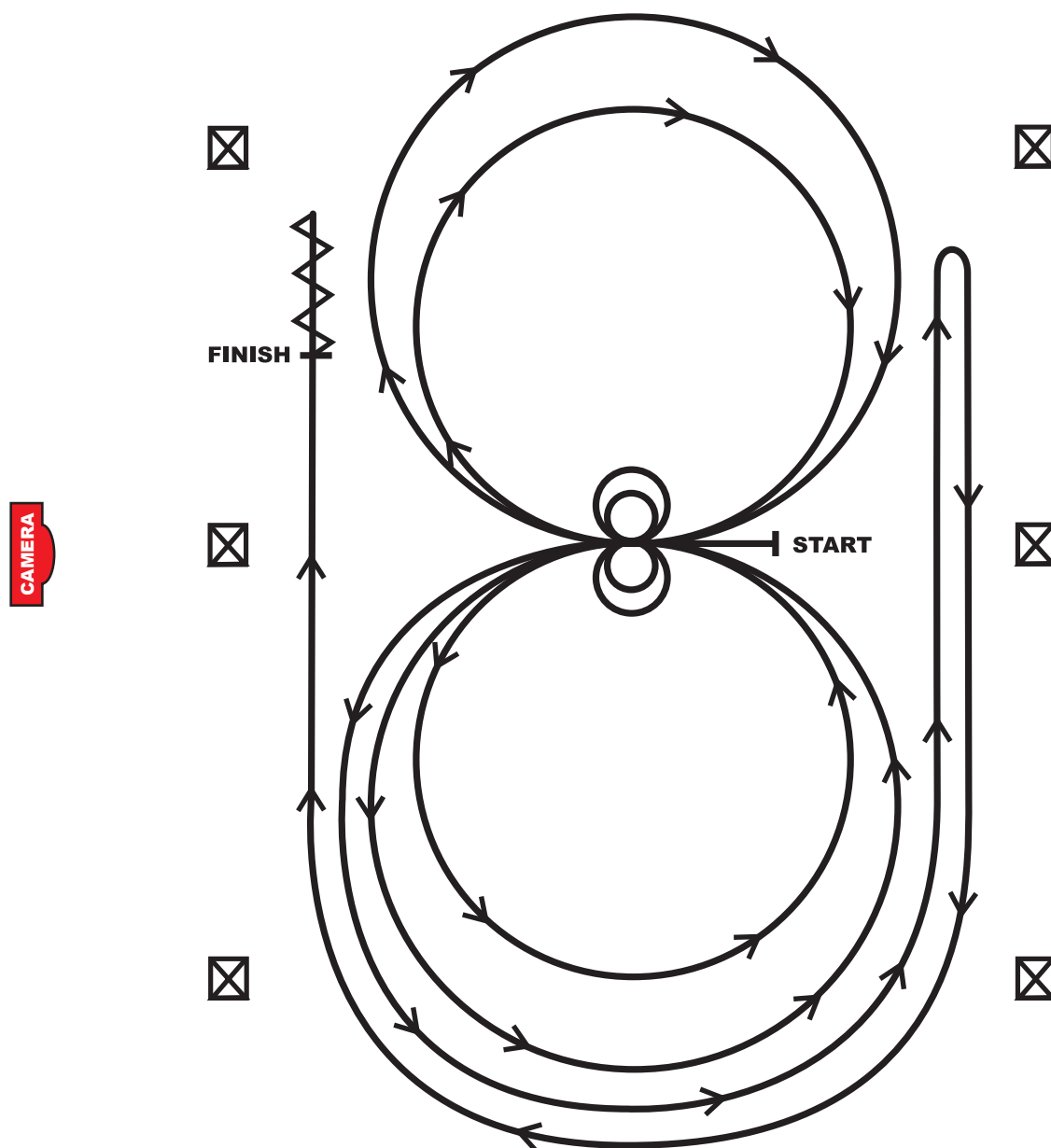
2025 ArQHA Stay Home for the Winner Virtual Horse Show (Dec 5 - 25, 2025)



Reining
Beginner Rider

REINING PATTERN A

Approved only for Level I Youth & Amateur, Youth I3 & Under



Horses may walk or jog to the center of the arena. Horses must walk or stop prior to starting the pattern. Beginning at the center of the arena facing the left wall or fence.

1. Beginning on the left lead, complete two circles to the left. Stop at the center of the arena. Hesitate.
2. Complete two spins to the left. Hesitate.
3. Beginning on the right lead complete two circles to the right. Stop at the center of the arena. Hesitate.
4. Complete two spins to the right. Hesitate.
5. Beginning on the left lead, go around the end of the arena, run down the right side of the arena past center marker, stop and roll back right.
6. Continue around the end of the arena to run down the left side of the arena past the center marker. Stop. Back up. Hesitate to demonstrate completion of the pattern.

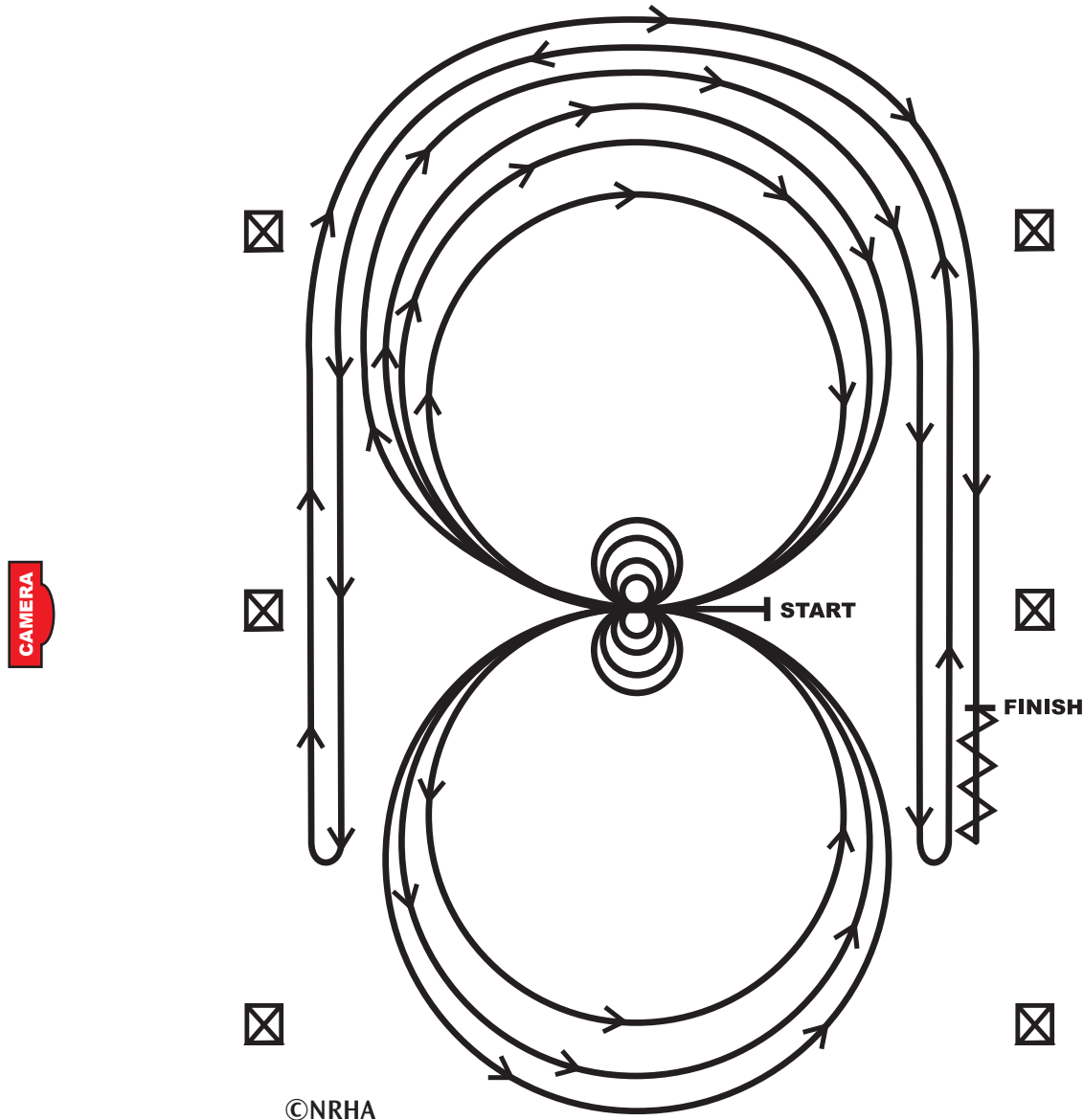


2025 ArQHA Stay Home for the Winner Virtual Horse Show (Dec 5 - 25, 2025)



Reining
18 & Under, 19 & Over

REINING PATTERN 14



©NRHA

Horses may walk or jog to the center of arena. Horses must walk or stop prior to starting pattern. Beginning at the center of the arena facing the left wall or fence.

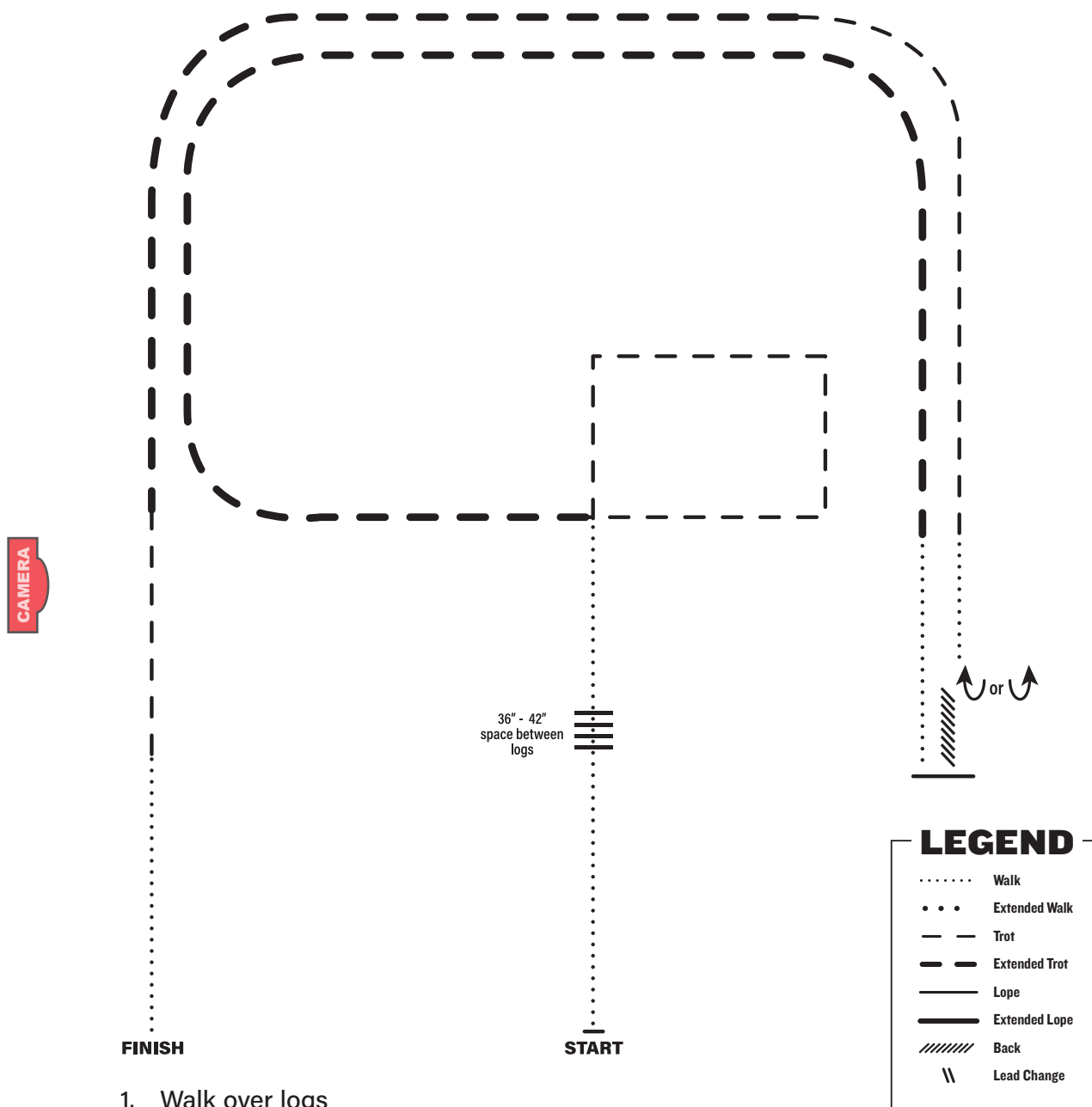
1. Complete four spins to the left. Hesitate.
2. Complete four spins to the right. Hesitate.
3. Beginning on the right lead, complete three circles to the right: the first two circles large and fast; the third circle small and slow. Change leads at the center of the arena.
4. Complete three circles to the left: the first two circles large and fast; the third circle small and slow. Change leads at the center of the arena.
5. Begin a large circle to the right but do not close this circle. Run up the right side of the arena past the center marker and do a left rollback at least twenty feet (six meters) from the wall or fence—no hesitation.
6. Continue back around previous circle but do not close this circle. Run up the left side of the arena past the center marker and do a right rollback at least twenty feet (six meters) from the wall or fence—no hesitation.
7. Continue back around previous circle but do not close this circle. Run up the right side of the arena past the center marker and do a sliding stop at least twenty feet (six meters) from the wall or fence. Back up at least ten feet (three meters). Hesitate to demonstrate the completion of the pattern.



2025 ArQHA Stay Home for the Winner Virtual Horse Show (Dec 5 - 25, 2025)



Ranch Riding
Small Fry (10 & Under) and 11 & Over Walk-Trot



1. Walk over logs
2. Trot square at center
3. Extended trot at midline
4. Walk
5. Stop and back approximately 2 horse lengths
6. 180° (1/2) turn either direction
7. Walk
8. Trot
9. Extended trot
10. Collect to a trot
11. Walk

Note: The drawn description of this pattern is only intended for the general depiction of the pattern. Exhibitors should utilize the arena space to best exhibit their horses.



2025 ArQHA Stay Home for the Winner Virtual Horse Show (Dec 5 - 25, 2025)



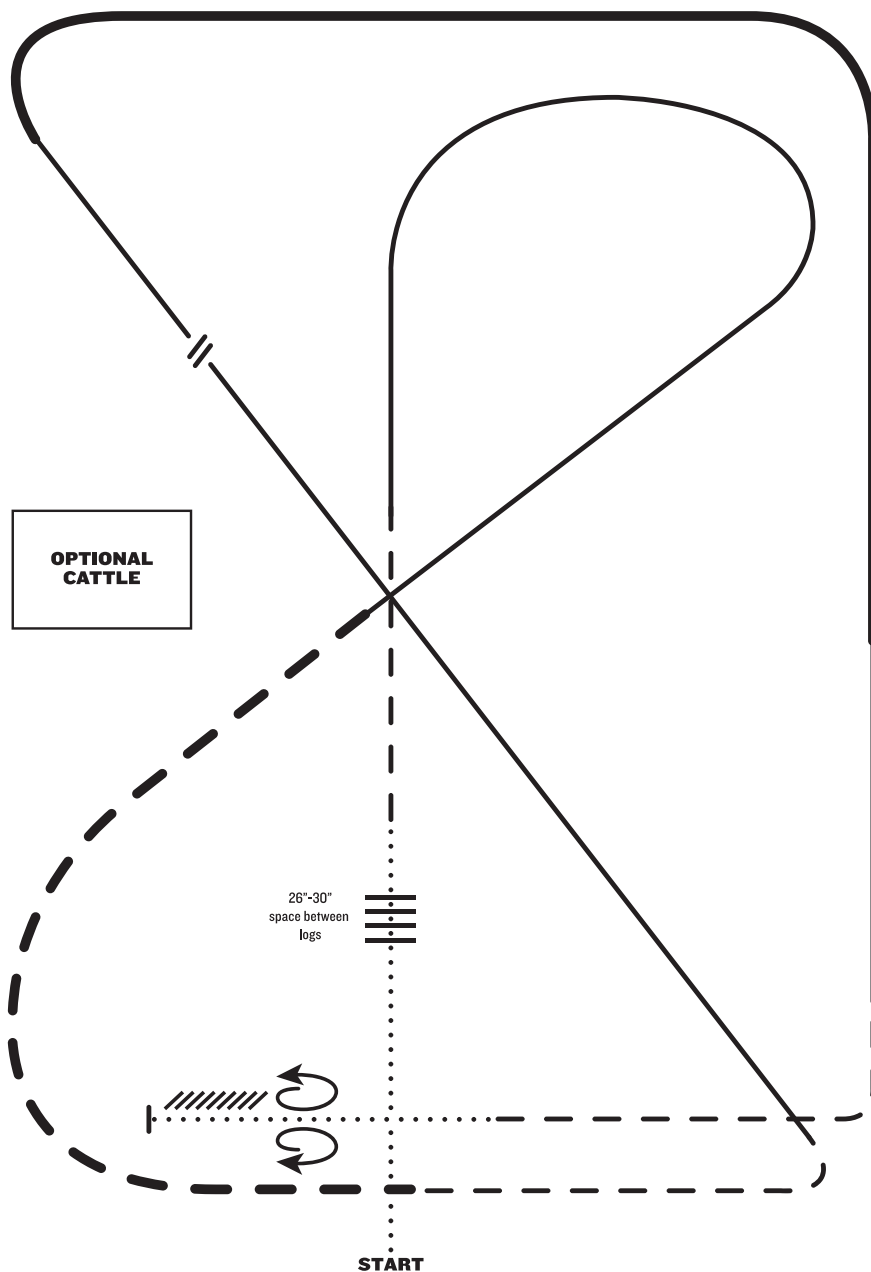
Ranch Riding

Beginner Rider, 18 & Under, and 19 & Over

RANCH RIDING - PATTERN 5

LEGEND

.....	Walk
...	Extended Walk
- - -	Trot
- - -	Extended Trot
—	Lope
—	Extended Lope
////	Back
//	Lead Change



1. Walk
2. Walk over logs
3. Trot
4. Lope right lead
5. Extended trot
6. Trot
7. Lope left lead
8. Change leads (simple or flying)
9. Extended lope right lead
10. Collect lope
11. Trot
12. Walk
13. Stop and back
14. 360° turn each direction (either direction 1st) (L-R or R-L)

Note: The drawn description of this pattern is only intended for the general depiction of the pattern. Exhibitors should utilize the arena space to best exhibit their horses.