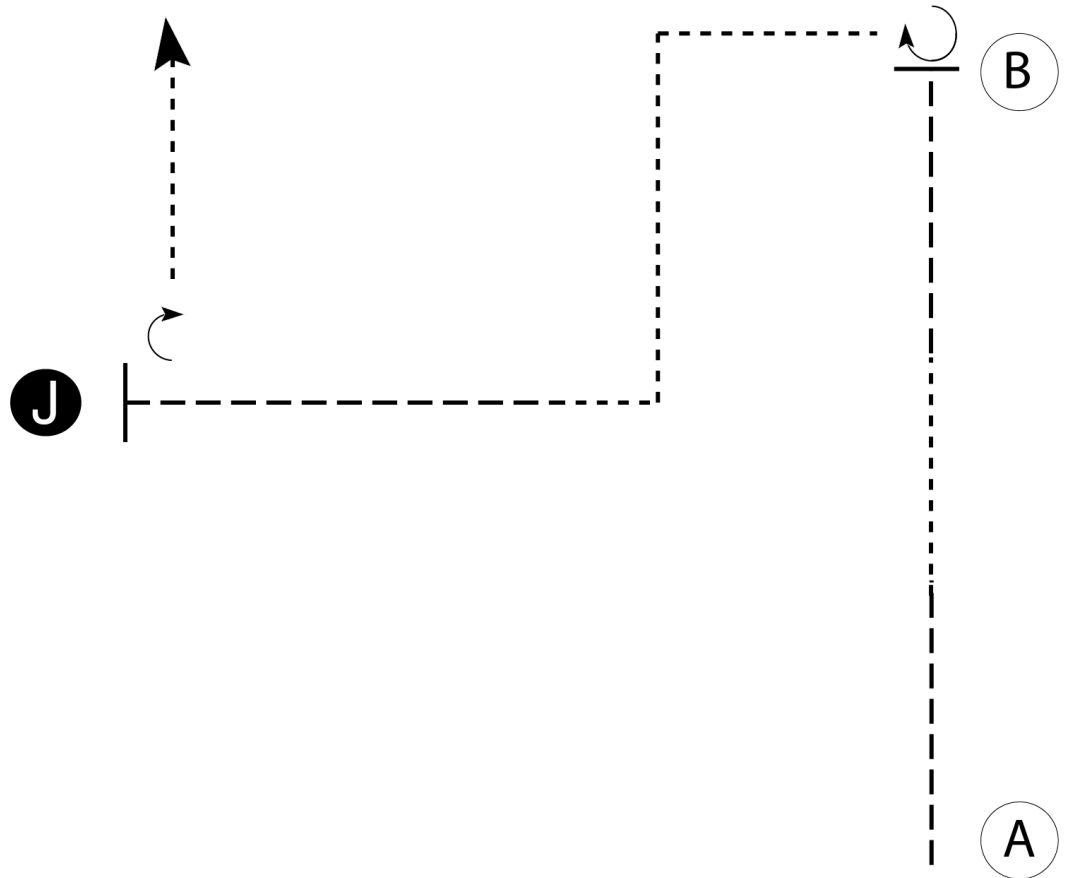


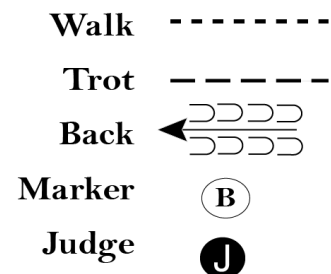
Small Fry and 11&Over Walk Trot Showmanship

Show Date: 04-30-2022



Be ready at A.

1. Trot 1/3 of the line, then walk 1/3 of the line then trot the final 1/3 of the line.
2. Stop with horse's hip even with B.
3. Perform a 3/4 turn.
4. Walk two square corners as shown then trot to judge.
5. Stop and set up at Judge.
6. Inspection.
7. When dismissed, perform a 1/4 turn and walk to exit.



[S/WT-119]

Pattern Provided by:

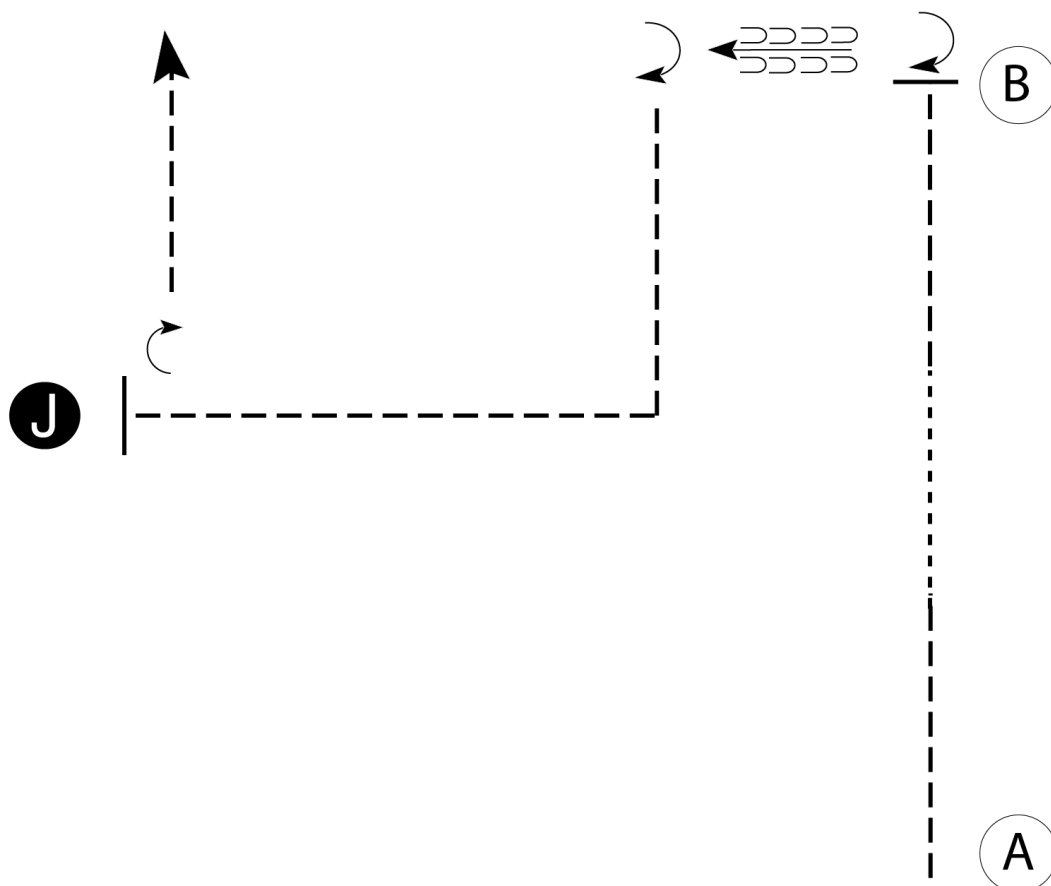
The Judges

Circle G Texarkana

Show 2

L1 Youth and Am Showmanship

Show Date: 04-30-2022



Be ready at A.

1. Trot 1/3 of the line, then walk 1/3 of the line then trot the final 1/3 of the line.
2. Stop with horse's hip even with B then perform a 1/4 turn.
3. Back 2 horse lengths then perform a 1/4 turn.
4. Trot to judge as shown.
5. Stop and set up at Judge.
6. Inspection.
7. When dismissed, perform a 1/4 turn and trot to exit.

Walk -----
Trot -----
Back ← ⊞ ⊞ ⊞
Marker (B)
Judge (J)

[S/1-119]

Pattern Provided by:

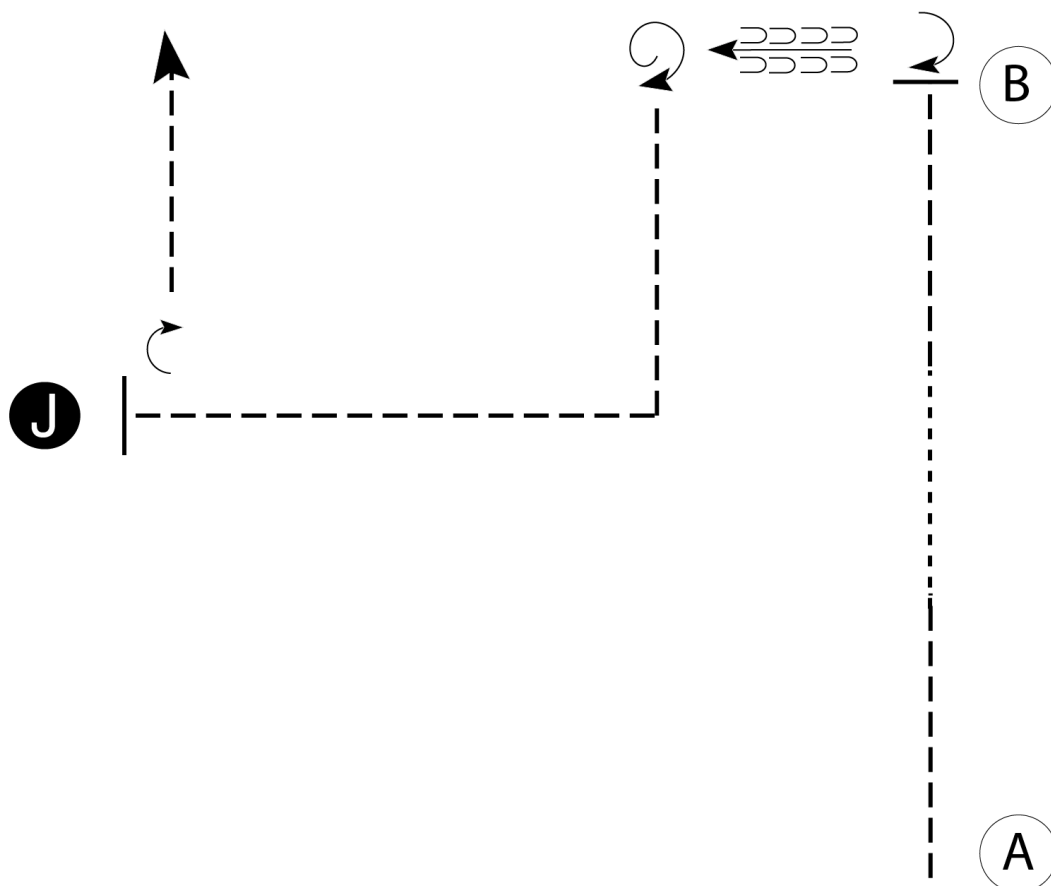
The Judges

Circle G Texarkana

Show 2

Youth, Amateur, Select Showmanship

Show Date: 04-30-2022



Be ready at A.

1. Trot 1/3 of the line, then walk 1/3 of the line then trot the final 1/3 of the line.
2. Stop with horse's hip even with B then perform a 1/4 turn.
3. Back 2 horse lengths then perform a 1 1/4 turn.
4. Trot to judge as shown.
5. Stop and set up at Judge.
6. Inspection.
7. When dismissed, perform a 1/4 turn and trot to exit.

Walk -----
Trot -----
Back ←-----
Marker (B)
Judge (J)

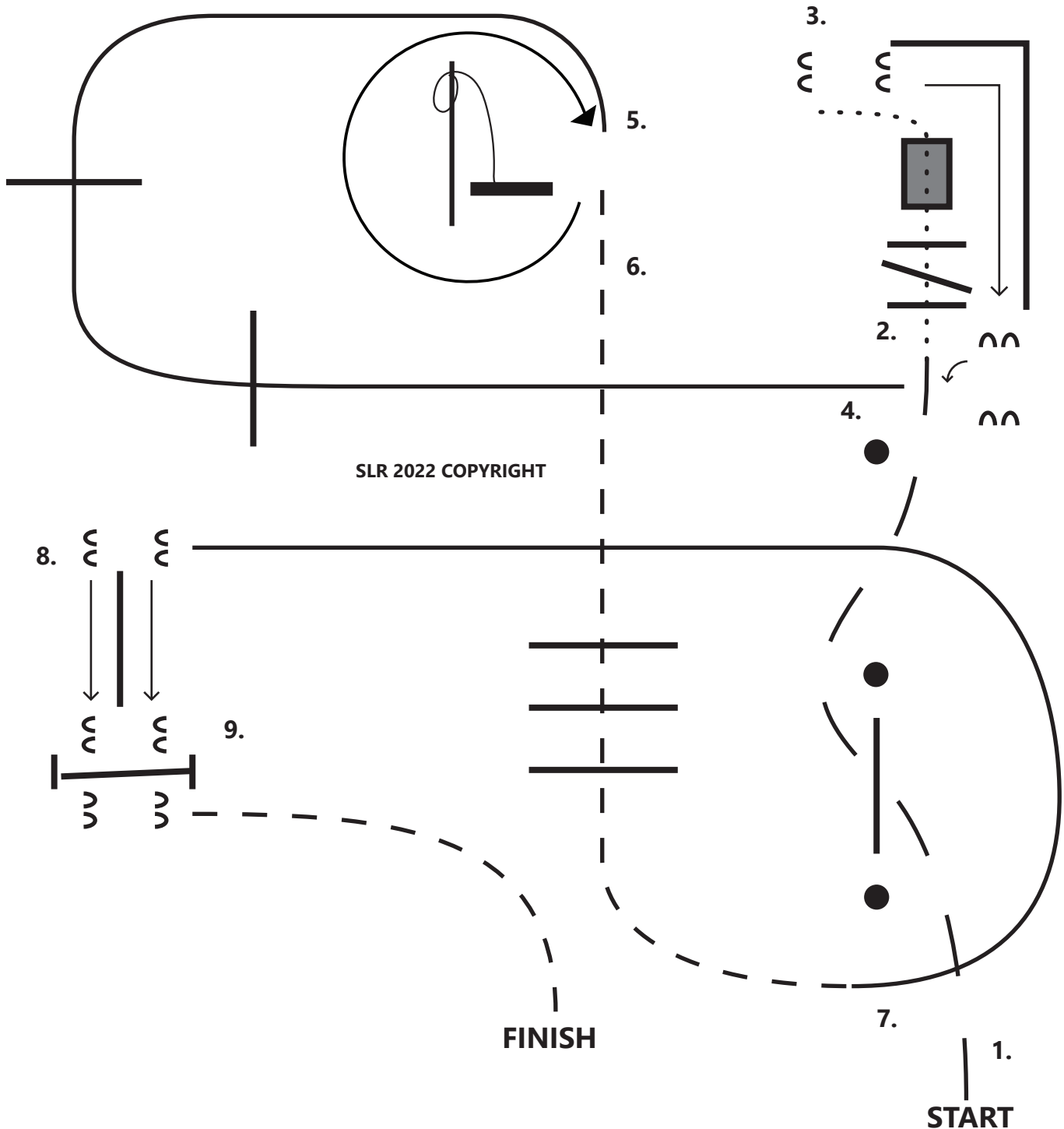
[S/2-119]

Pattern Provided by:

The Judges



CIRCLE G CLASSIC 2022
SHOW 2
AMATEUR & OPEN RANCH TRAIL



1. Extend Trot serpentine & log
2. Walk logs and bridge
3. Back 'L' & turn 90 Left
4. Right Lead two poles up to stand
5. Drag log in a circle to the right at a walk or trot

6. Trot logs
7. Left Lead around and up to sidepass log
8. Sidepass Left
9. Left hand gate and Trot out

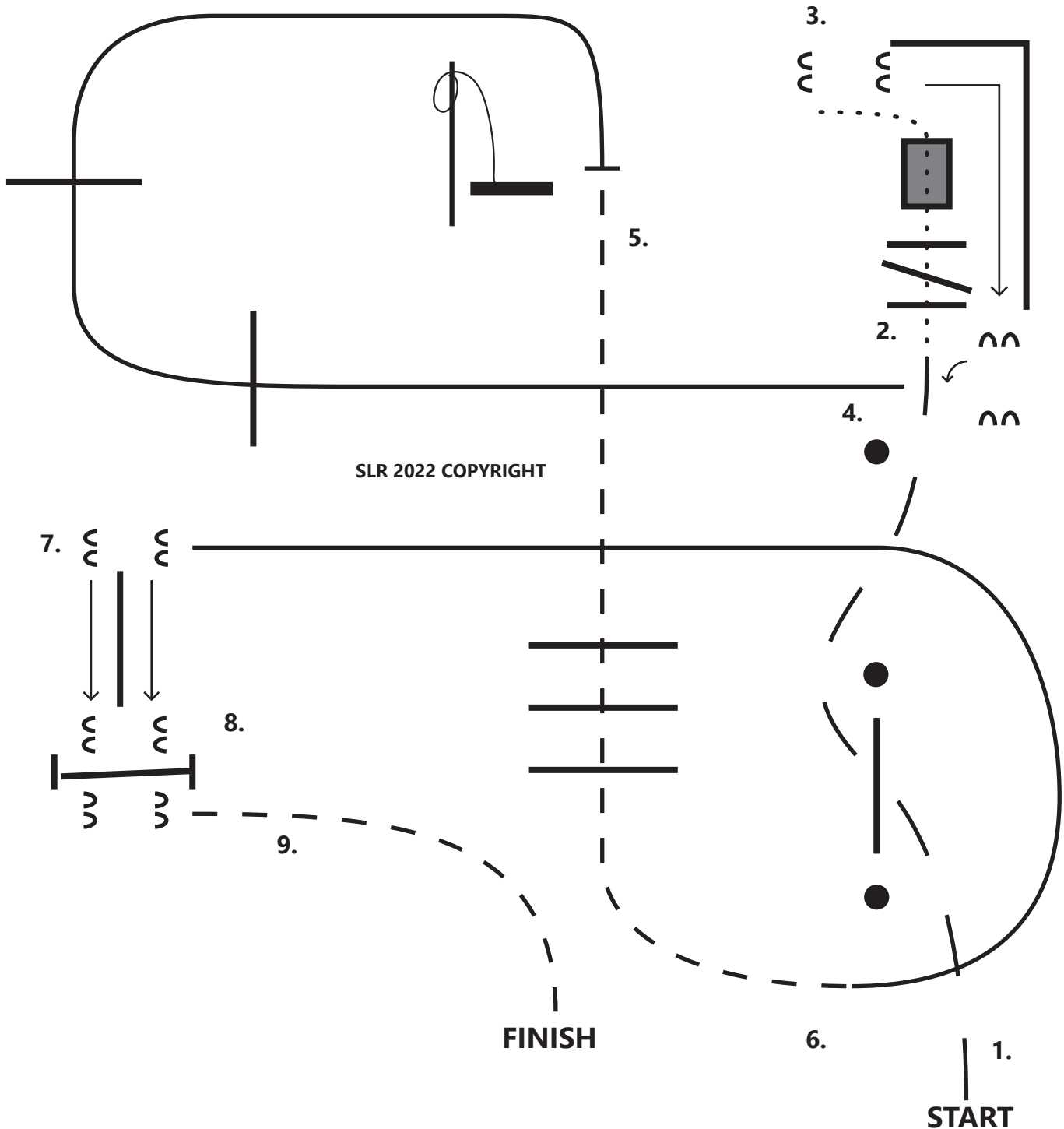


CIRCLE G CLASSIC 2022

SHOW 2

YOUTH RANCH TRAIL

Show 2



1. Extend Trot serpentine & log
2. Walk logs and bridge
3. Back 'L' & turn 90 Left
4. Right Lead two poles. Stop at stand.
5. Trot logs

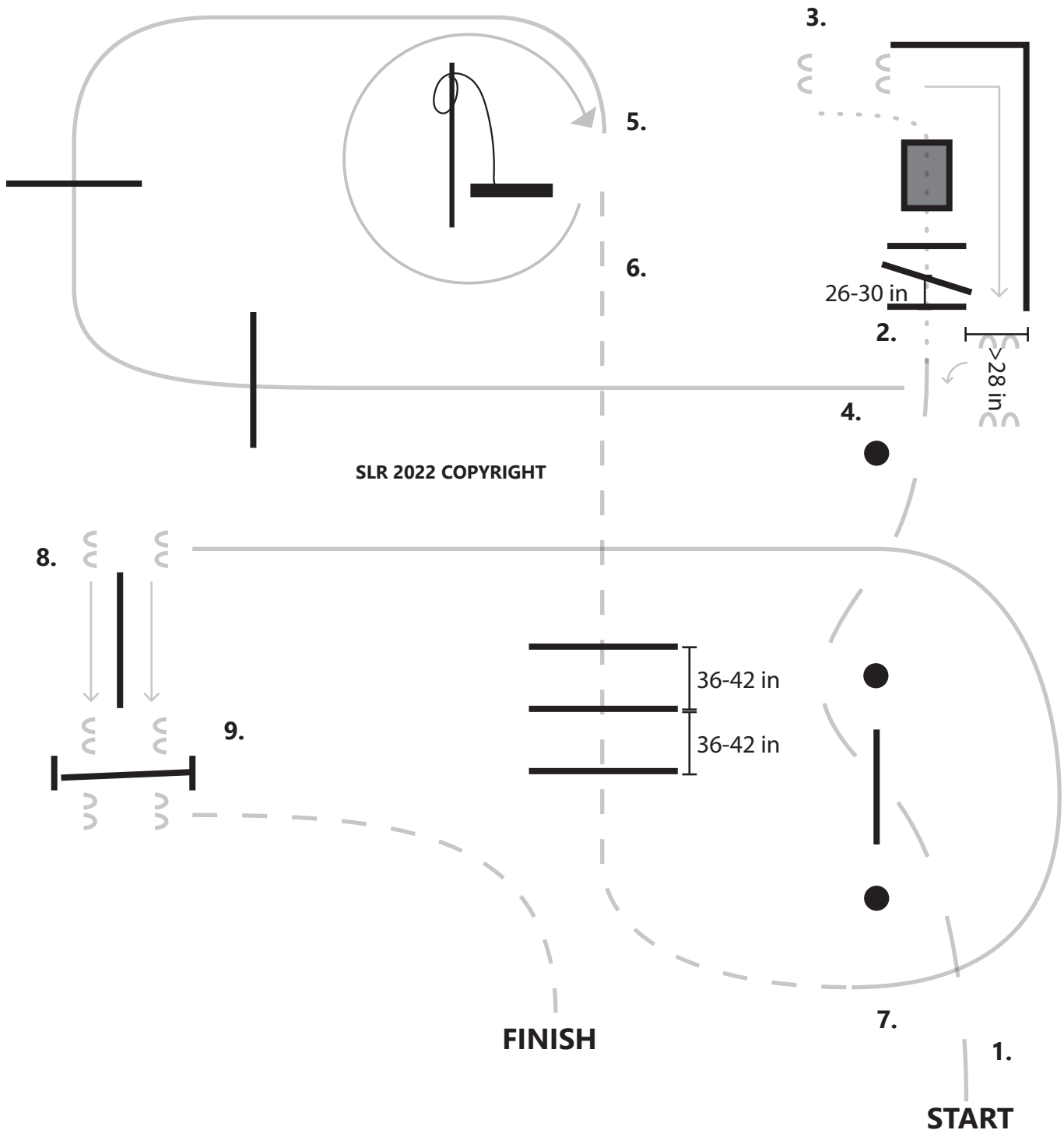
6. Left Lead around and up to sidepass log
7. Sidepass Left
8. Left hand gate
9. Trot out



CIRCLE G CLASSIC 2022

SHOW 2

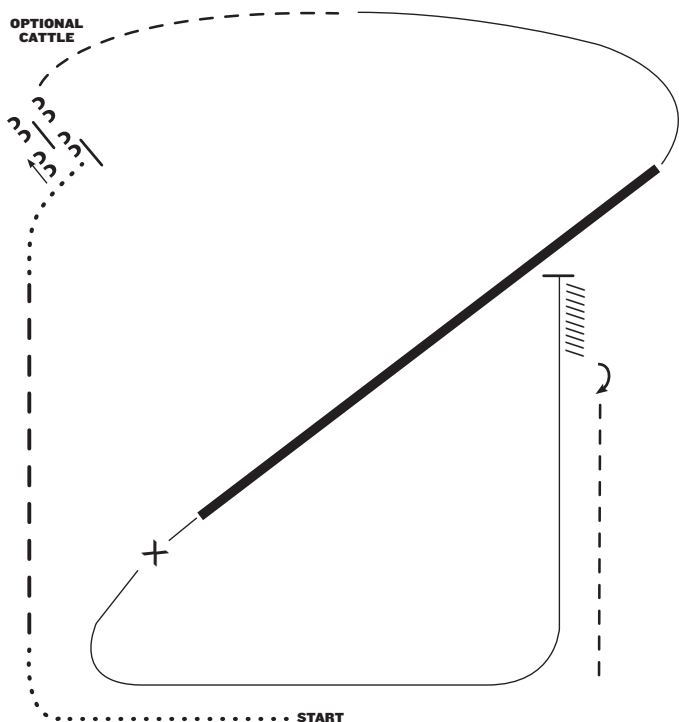
RANCH TRAIL MEASUREMENTS



1. Extend Trot serpentine & log
2. Walk logs and bridge
3. Back 'L' & turn 90 Left
4. Right Lead two poles up to stand
5. Drag log in a circle to the right at a walk or trot

6. Trot logs
7. Left Lead around and up to sidepass log
8. Sidepass Left
9. Left hand gate and Trot out

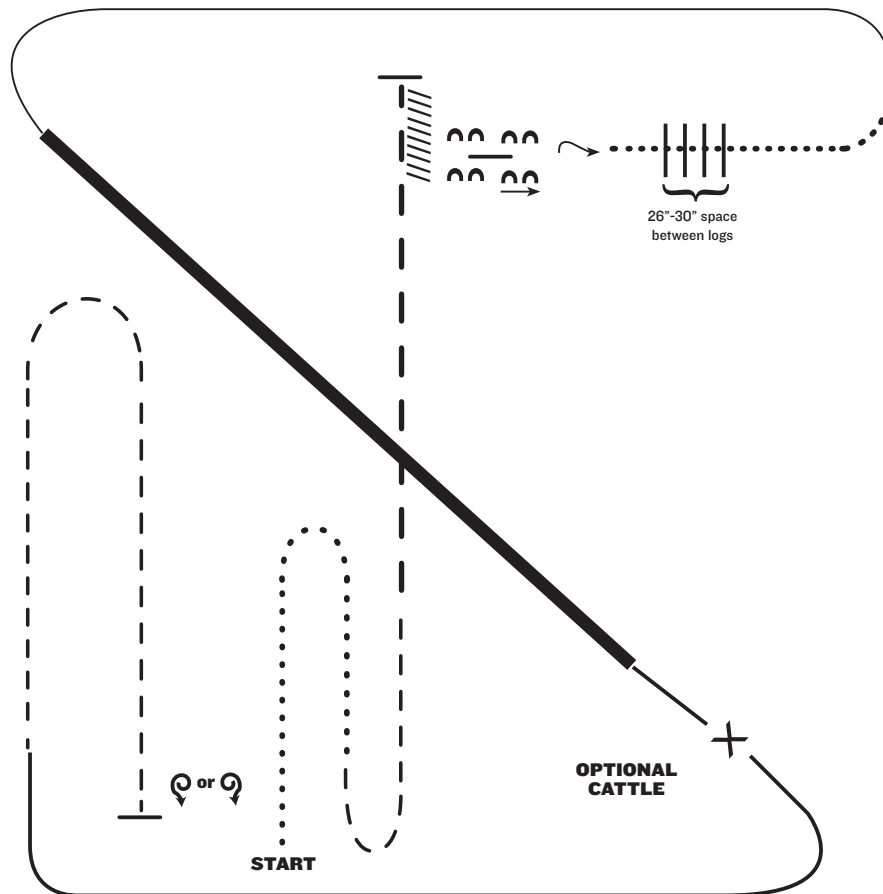
Show 2



1. Walk
2. Extended trot
3. Walk
4. Stop, side pass log left
5. Trot
6. Lope right lead
7. Extended Lope (right lead)
8. Collect lope and change leads (simple or flying)
9. Lope left lead
10. Stop and back
11. 180 turn to right
12. Trot

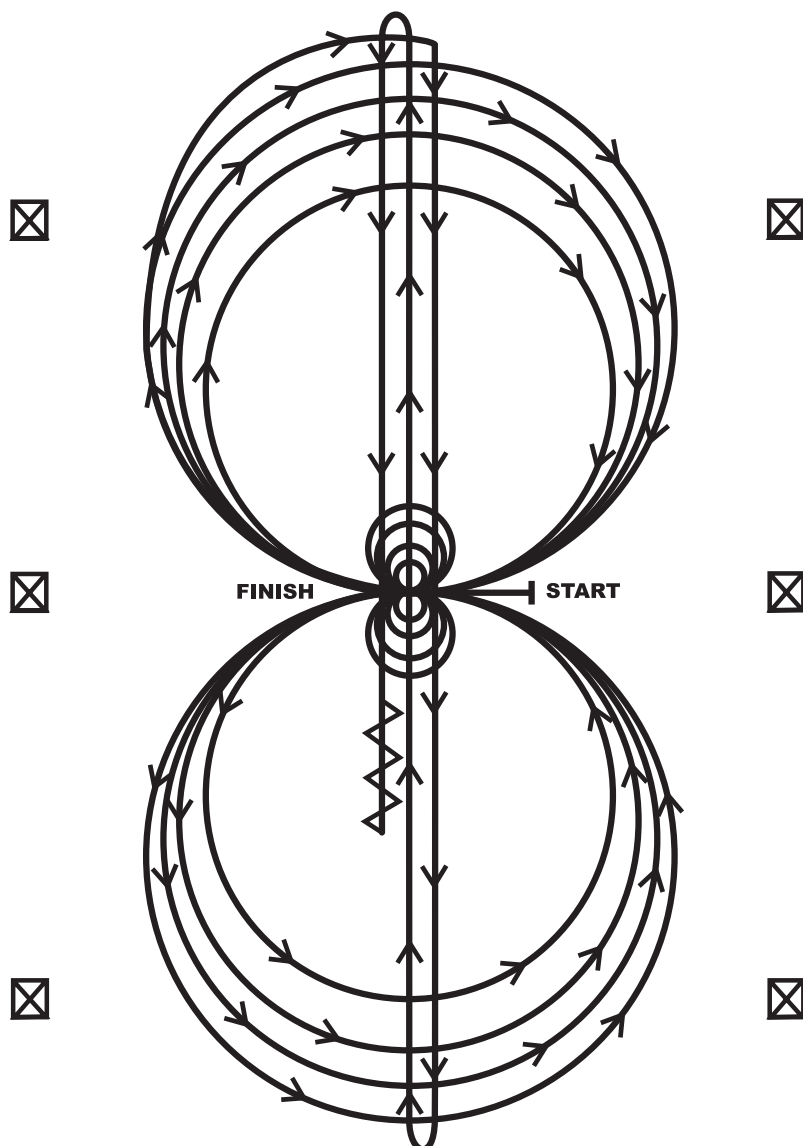
Note: The drawn description of this pattern is only intended for the general depiction of the pattern. Exhibitors should utilize the arena space to best exhibit their horses.

Open



1. Walk
2. Trot
3. Extended trot
4. Stop and back
5. Side pass over log right
6. 1/4 turn right, walk over logs
7. Walk
8. Lope left lead
9. Extended lope (left lead)
10. Collect lope, change leads (simple or flying)
11. Lope right lead
12. Trot
13. Stop, one 360 degree turn either direction

Note: The drawn description of this pattern is only intended for the general depiction of the pattern. Exhibitors should utilize the arena space to best exhibit their horses.

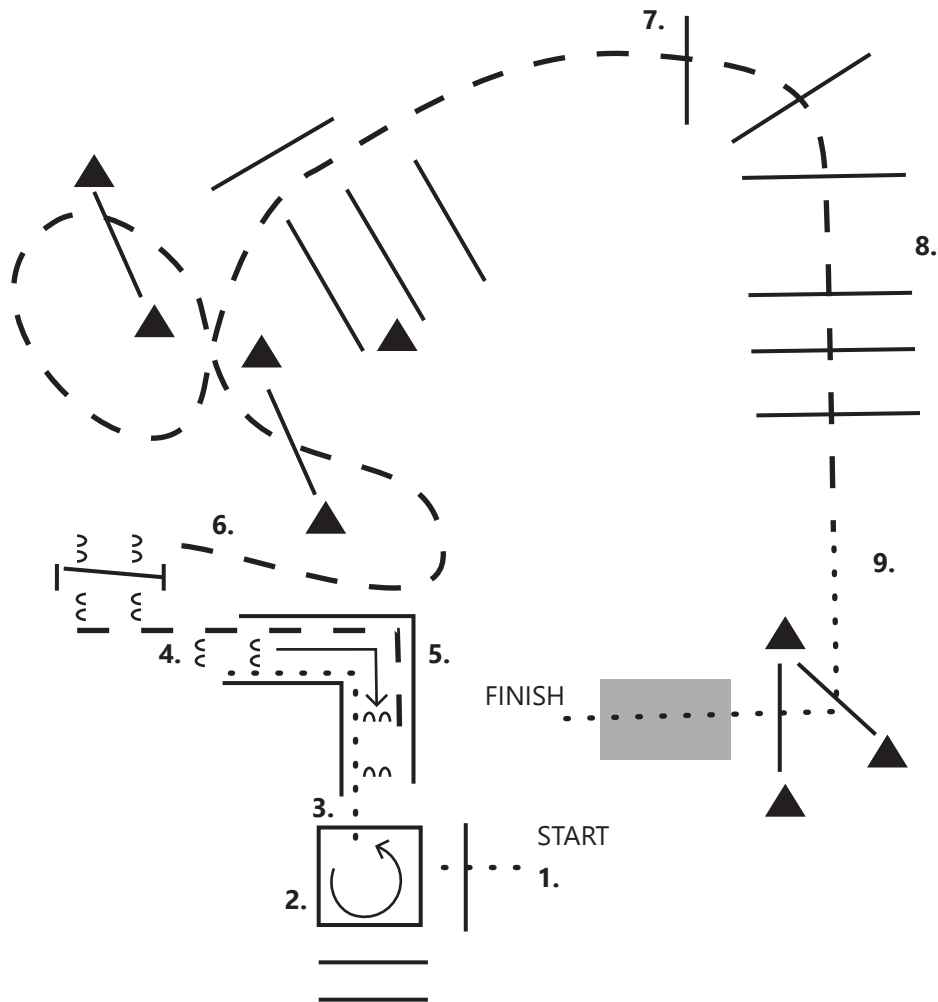


Horses may walk or jog to the center of the arena. Horses must walk or stop prior to starting pattern. Beginning at the center of the arena facing the left wall or fence.

1. Beginning on the right lead, complete three circles to the right: the first two large and fast; the third circle small and slow. Stop at the center of the arena. Hesitate.
2. Complete four spins to the right. Hesitate.
3. Beginning on the left lead, complete three circles to the left: the first two circles large and fast; the third circle small and slow. Stop at the center of the arena. Hesitate.
4. Complete four spins to the left. Hesitate.
5. Beginning on the right lead, run a large fast circle to the right, change leads at the center of the arena, run a large fast circle to the left, and change leads at the center of the arena. (Figure 8)
6. Continue around previous circle to the right. At the top of the circle, run down the middle to the far end of the arena past the end marker and do a right rollback—no hesitation.
7. Run up the middle to the opposite end of the arena past the end marker and do a left rollback—no hesitation.
8. Run past the center marker and do a sliding stop. Back up to the center of the arena or at least ten feet (three meters). Hesitate to demonstrate completion of the pattern.

Walk-Trot Trail

Show Date: 4/29-5/1-2022



1. Walk over poles and into box
2. Turn 270 Left
3. Walk out of box and through L
4. Back L
5. Jog through L up to gate. Right hand gate
6. Jog over serpentine poles and through chute
7. Jog over three fan poles
8. Jog over three poles
9. Walk over poles and bridge

Walk
Trot	— — —
Back	← 3 3

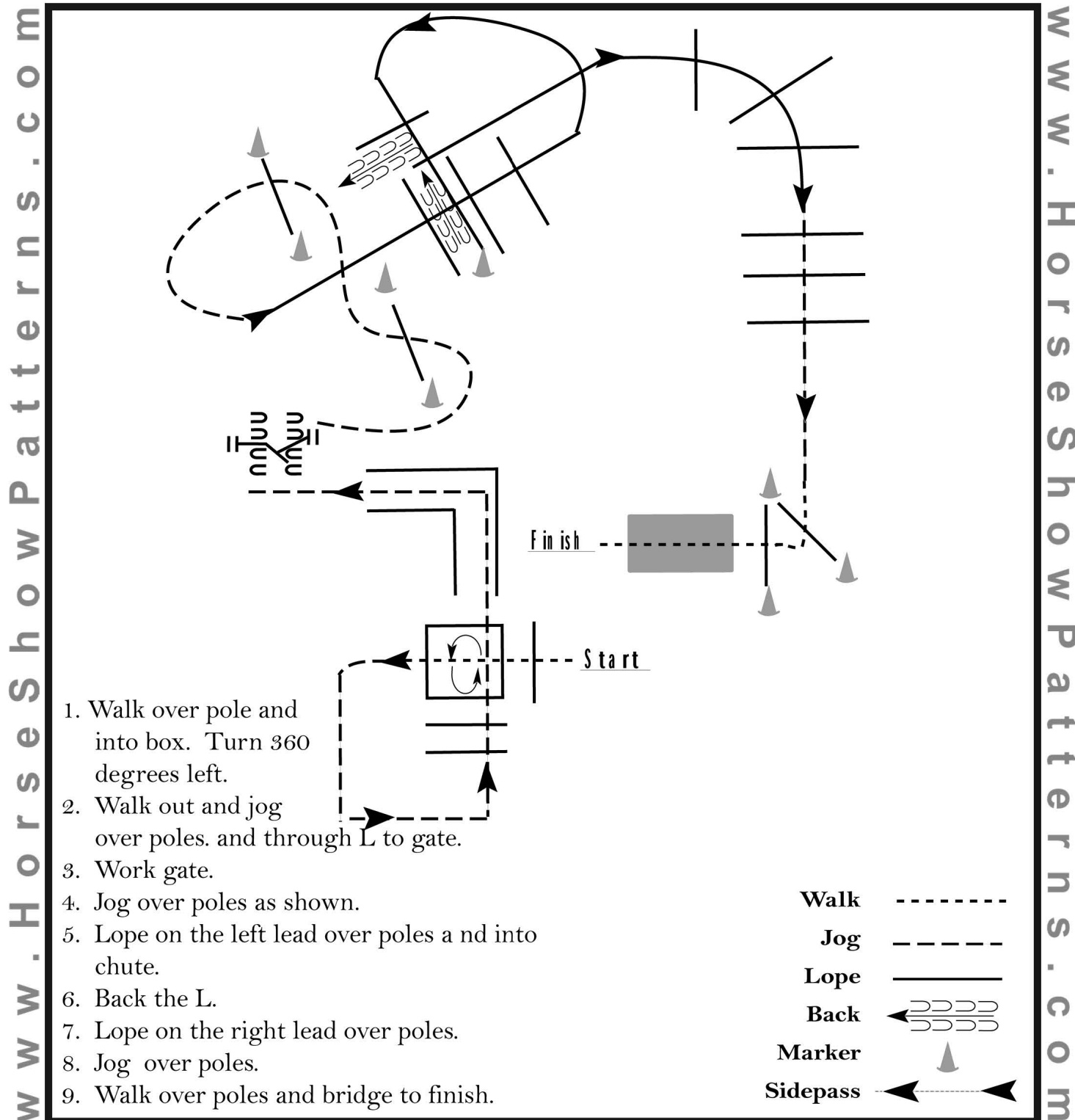
Pattern Provided by:
Show Management

Circle G - ArQHA

Show 2

All Trail (except WT)

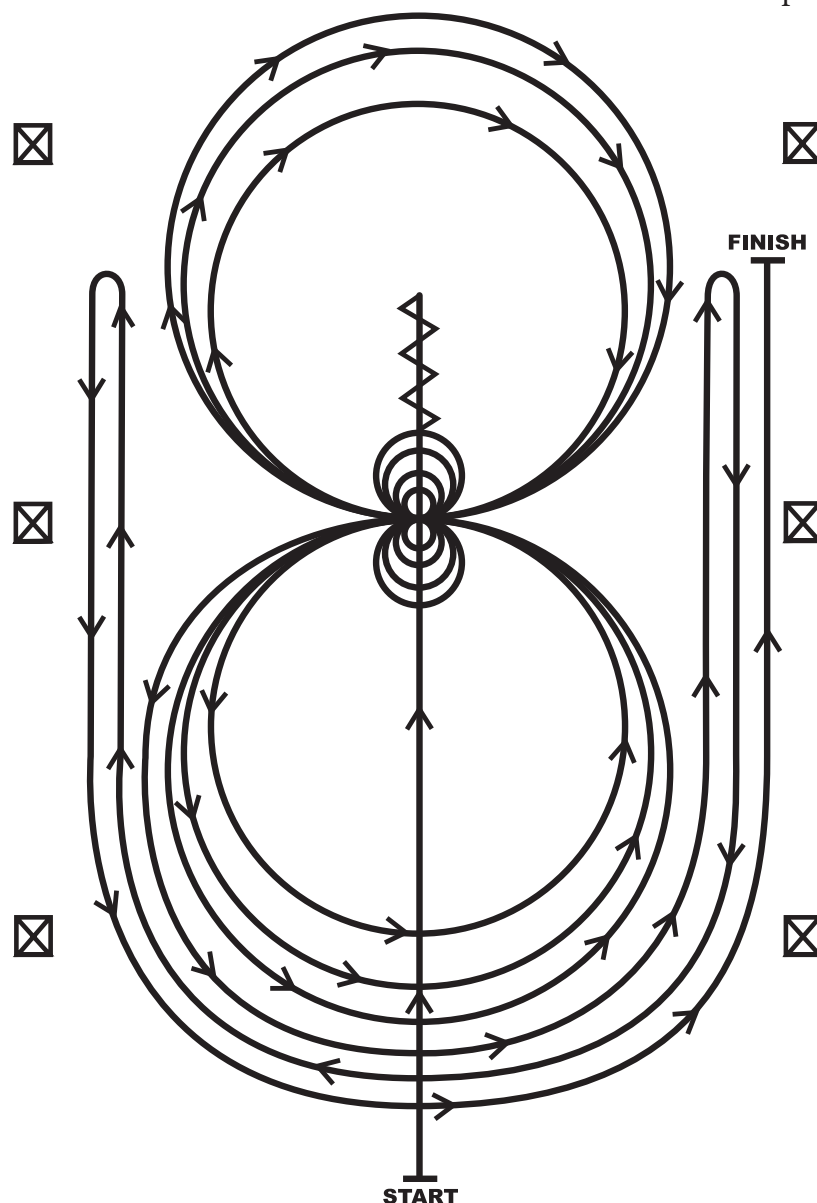
Show Date: 4/29-5/1-2022



[T/3-41]

Pattern Provided by:
Show Management

Open



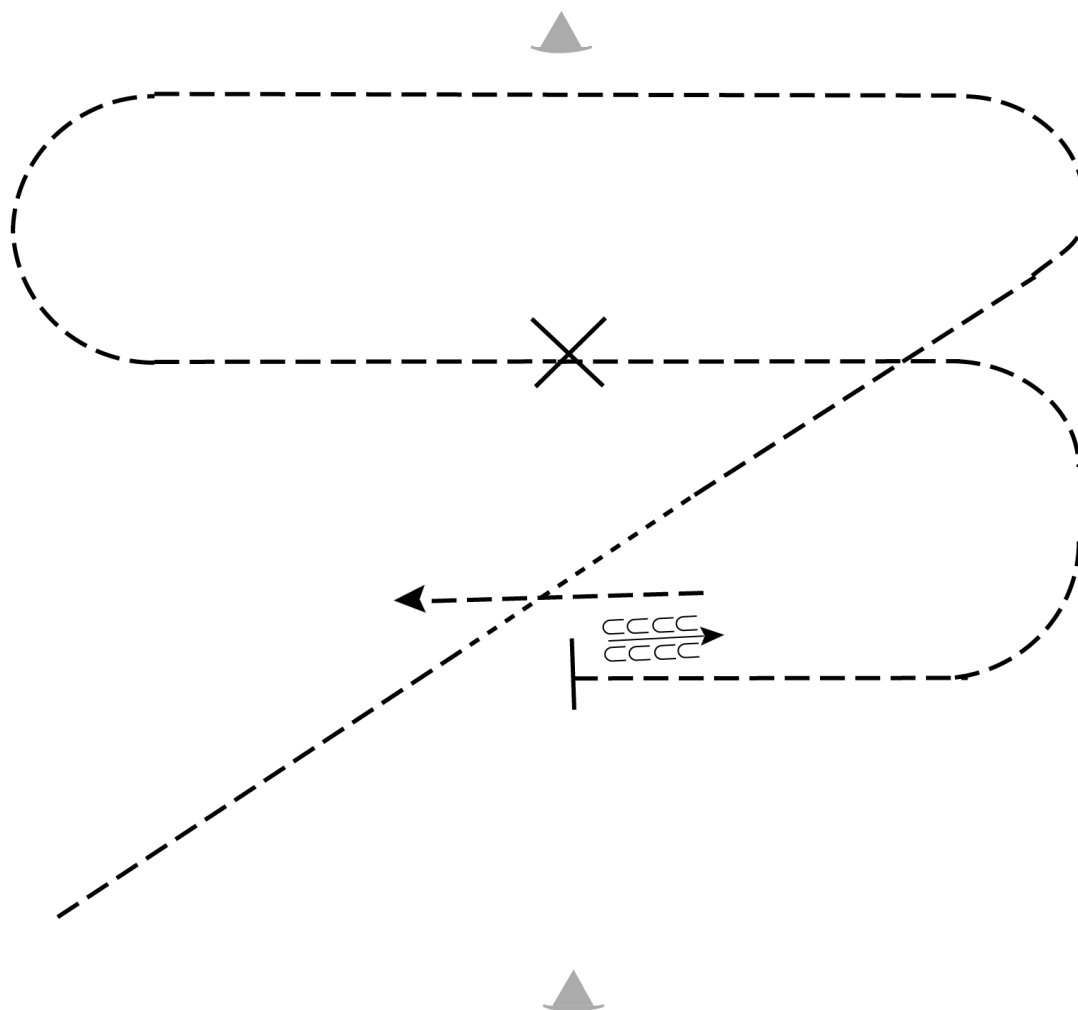
1. Run past the center marker and do a sliding stop. Back up to the center of the arena or at least ten feet (three meters). Hesitate.
2. Complete four spins to the right. Hesitate.
3. Complete four and one-quarter spins to the left so that horse is facing the left wall or fence. Hesitate.
4. Beginning on the left lead, complete three circles to the left: the first circle small and slow; the next two circles large and fast. Change leads at the center of the arena.
5. Complete three circles to the right: the first circle small and slow; the next two circles large and fast. Change leads at the center of the arena.
6. Begin a large circle to the left but do not close this circle. Run up the right side of the arena past the center marker and do a right rollback at least twenty feet (six meters) from the wall or fence—no hesitation.
7. Continue back around the previous circle but do not close this circle. Run up the left side of the arena past the center marker and do a left rollback at least twenty feet (six meters) from the wall or fence—no hesitation.
8. Continue back around previous circle but do not close this circle. Run up right side of the arena past the center marker and do a sliding stop at least twenty feet (six meters) from the wall or fence. Hesitate to demonstrate completion of the pattern.

Circle G Texarkana

Show 2

Small Fry and 11&over Walk Trot Hunt Seat Equitation

Show Date: 05-01-2022



Keep pattern between markers as shown.

1. Sitting trot then walk several strides.
2. Posting trot right diagonal around to center of pattern (X).
3. Change diagonals around to center.
4. Halt and back approximately 2 horse lengths then exit at a trot.

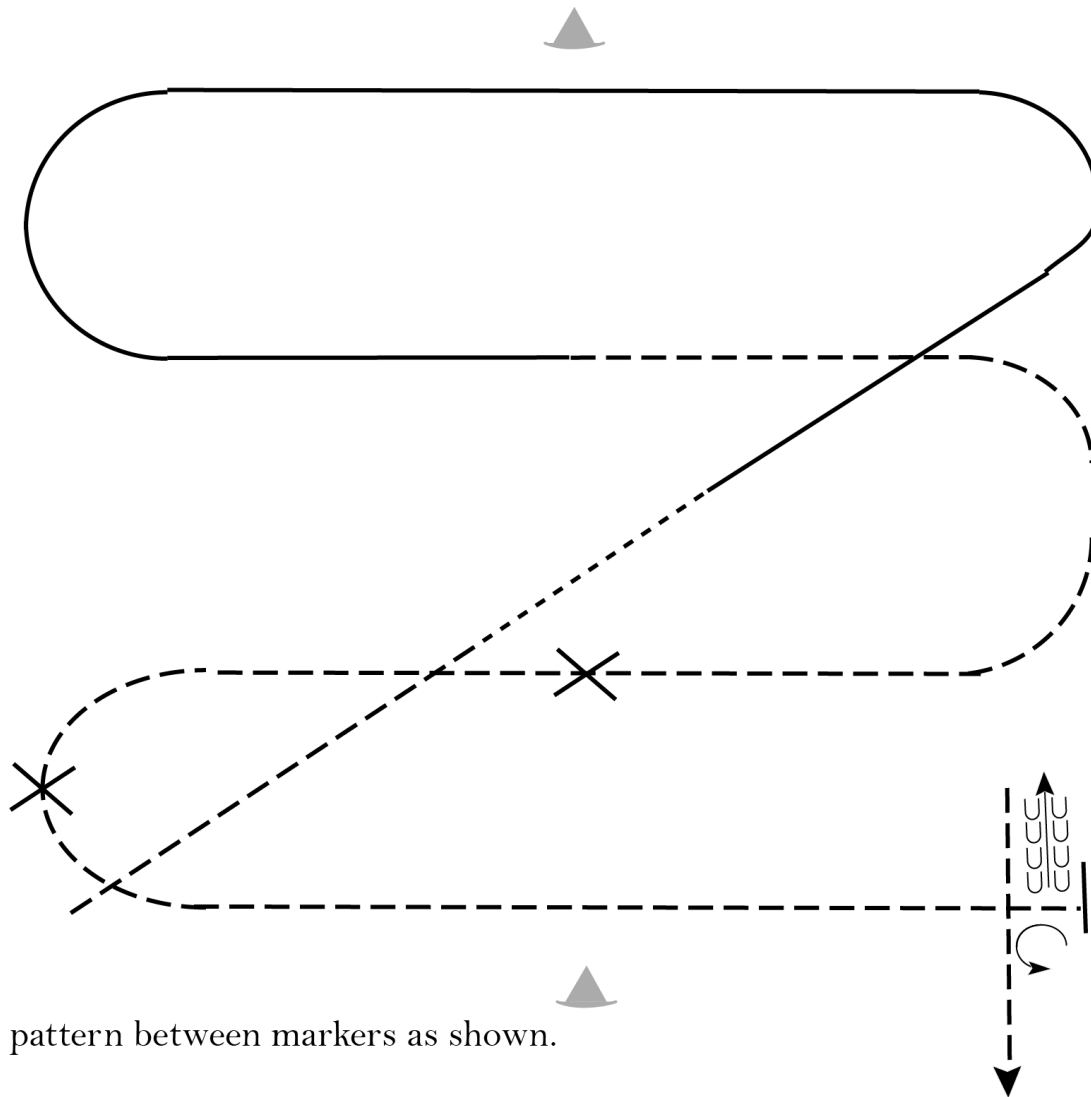
Walk	-----
Trot	- - - - -
Extended Trot	— — — —
Canter	—————
Leg Yield	
Lead Change	— / —
Back	← C C C C
Marker	(B)
Sidepass	← — — — →
Hand Gallop	— — — —

[HSE/WT-112]

Pattern Provided by:











The Judges

Show Date: 05-01-2022



Keep pattern between markers as shown.

1. Sitting trot then walk several strides.
2. Canter left lead around to center of pattern.
3. Posting trot on the left diagonal then sitting trot (at X).
4. Posting trot on the right diagonal (at X).
5. Halt and perform a 3/4 turn on the forehand left.
6. Back approximately 2 horse lengths then exit at a trot.

Walk	
Trot	
Extended Trot	
Canter	
Leg Yield	
Lead Change	
Back	
Marker	
Sidepass	
Hand Gallop	

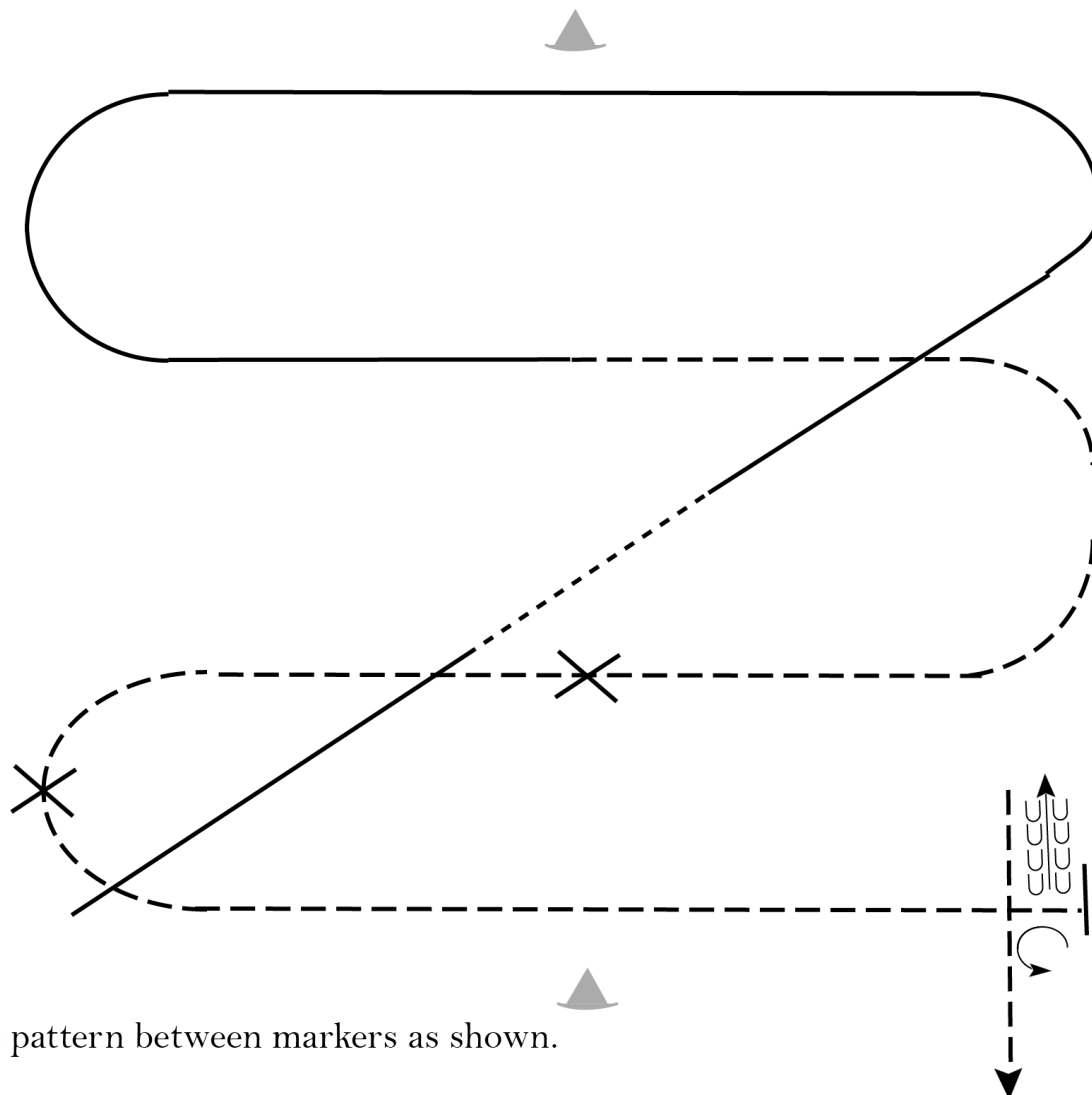
[HSE/1-112]

Pattern Provided by:

The Judges

Youth, Amateur, Select Hunt Seat Equitation

Show Date: 05-01-2022



Keep pattern between markers as shown.

1. Canter right lead then walk several strides.
2. Canter left lead around to center of pattern.
3. Posting trot on the left diagonal then sitting trot (at X).
4. Posting trot on the right diagonal (at X).
5. Halt and perform a 3/4 turn on the forehand left.
6. Back approximately 2 horse lengths then exit at a trot.

Walk	-----
Trot	-----
Extended Trot	-----
Canter	-----
Leg Yield	
Lead Change	
Back	←←←
Marker	(B)
Sidepass	←←←
Hand Gallop	-----

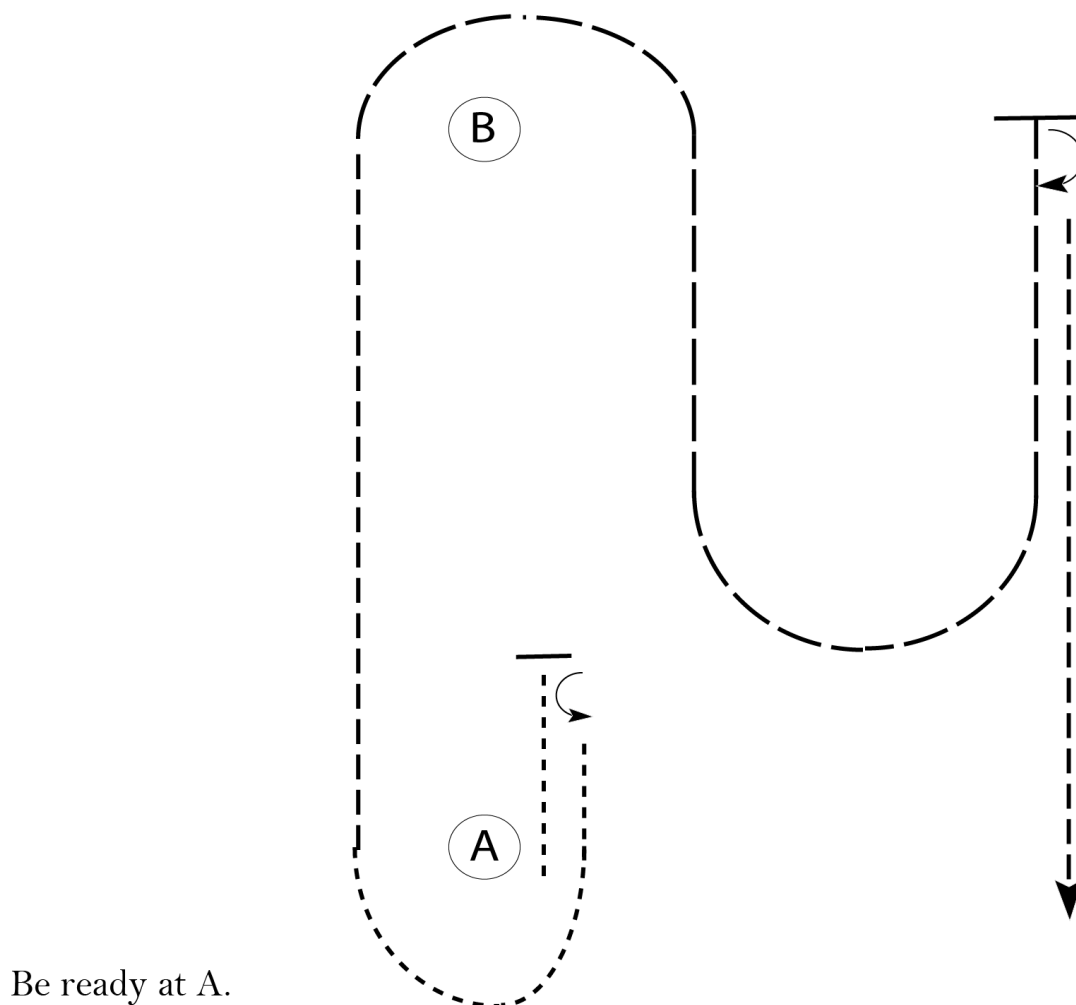
[HSE/2-112]

Pattern Provided by:

The Judges

Small Fry/11&Over Walk Trot Western Horsemanship

Show Date: 05-01-2022



Be ready at A.

1. Walk approximately two horse lengths forward.
Stop and perform a 1/2 turn left.
2. Walk to and around A.
3. Jog to B.
4. Extend the jog as shown until even with B.
until even with B.
5. Stop and perform a 180 degree turn to the
right and jog to finish.

Walk	-----
Jog	-----
Extended Jog	-----
Lope	-----
Lead Change	
Back	
Marker	

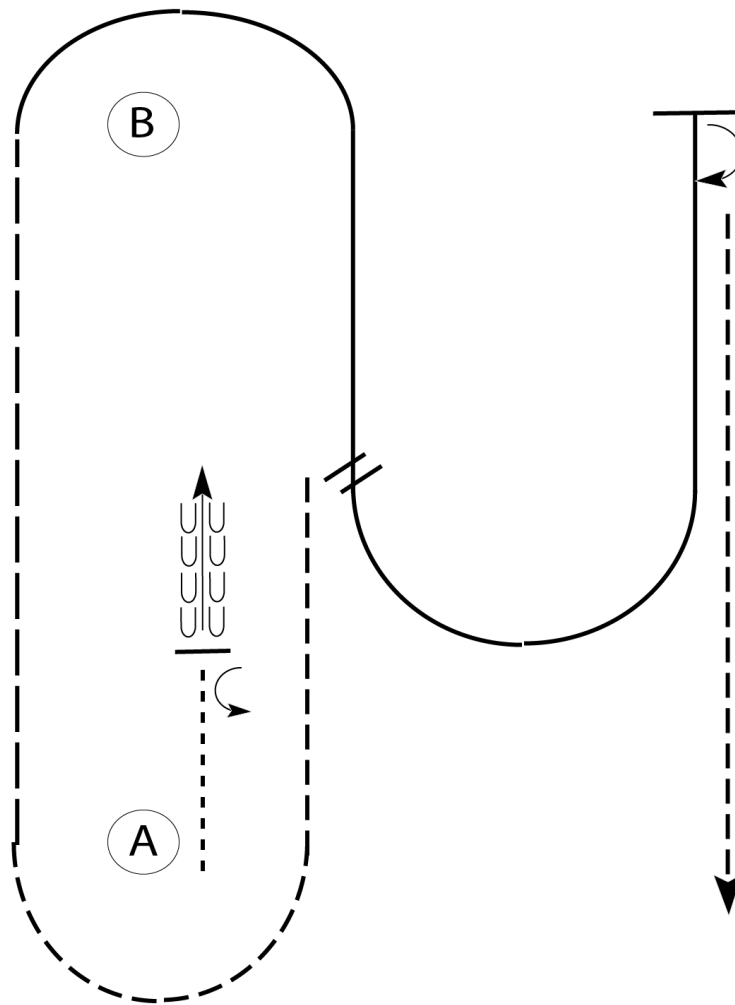
[WH/WT-118]

Pattern Provided by:

The Judges

L1 Youth/Amateur Western Horsemanship

Show Date: 05-01-2022



Be ready at A.

1. Walk approximately two horse lengths forward.
Stop and perform a 1/2 turn left.
2. Back approximately two horse lengths then jog to and around A.
3. Extend the jog to B.
4. Right lead lope around B and halfway to A.
5. Perform a simple lead change and lope a half circle until even with B.
6. Stop and perform a 180 degree turn to the right and jog to finish.

Walk	-----
Jog	- - - - -
Extended Jog	- - - - -
Lope	
Lead Change	
Back	
Marker	(B)

[WH/1-118]

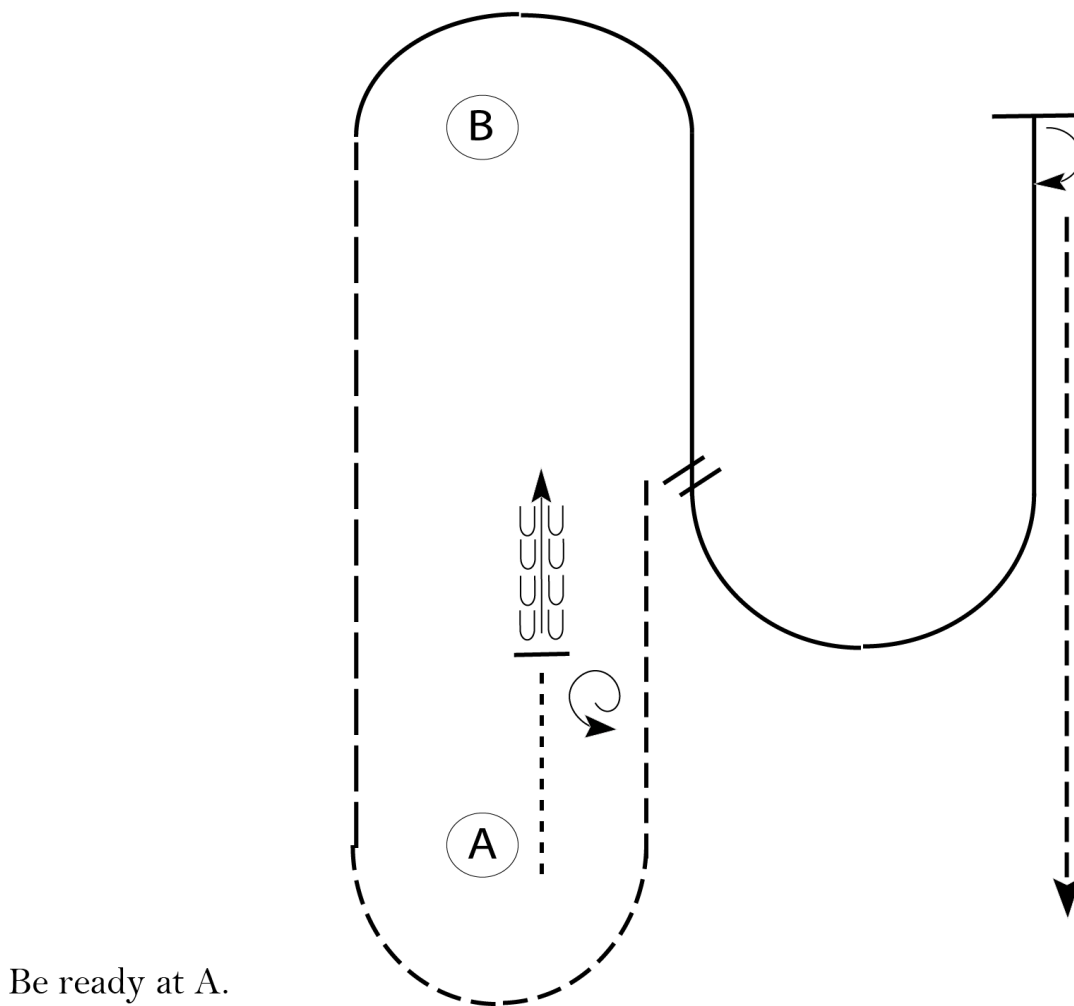
Pattern Provided by:
The Judges

Circle G Texarkana

Show 2

Youth, Amateur, Select Western Horsemanship

Show Date: 05-01-2022



1. Walk approximately two horse lengths forward.
Stop and perform a 1 1/2 turn left.
2. Back approximately two horse lengths then jog to and around A.
3. Extend the jog to B.
4. Right lead lope around B and halfway to A.
5. Perform a simple lead change and lope a half circle until even with B.
6. Stop and perform a 180 degree turn to the right and jog to finish.

Walk	-----
Jog	- - - - -
Extended Jog	— — — —
Lope	
Lead Change	
Back	
Marker	(B)

[WH/2-118]

Pattern Provided by:

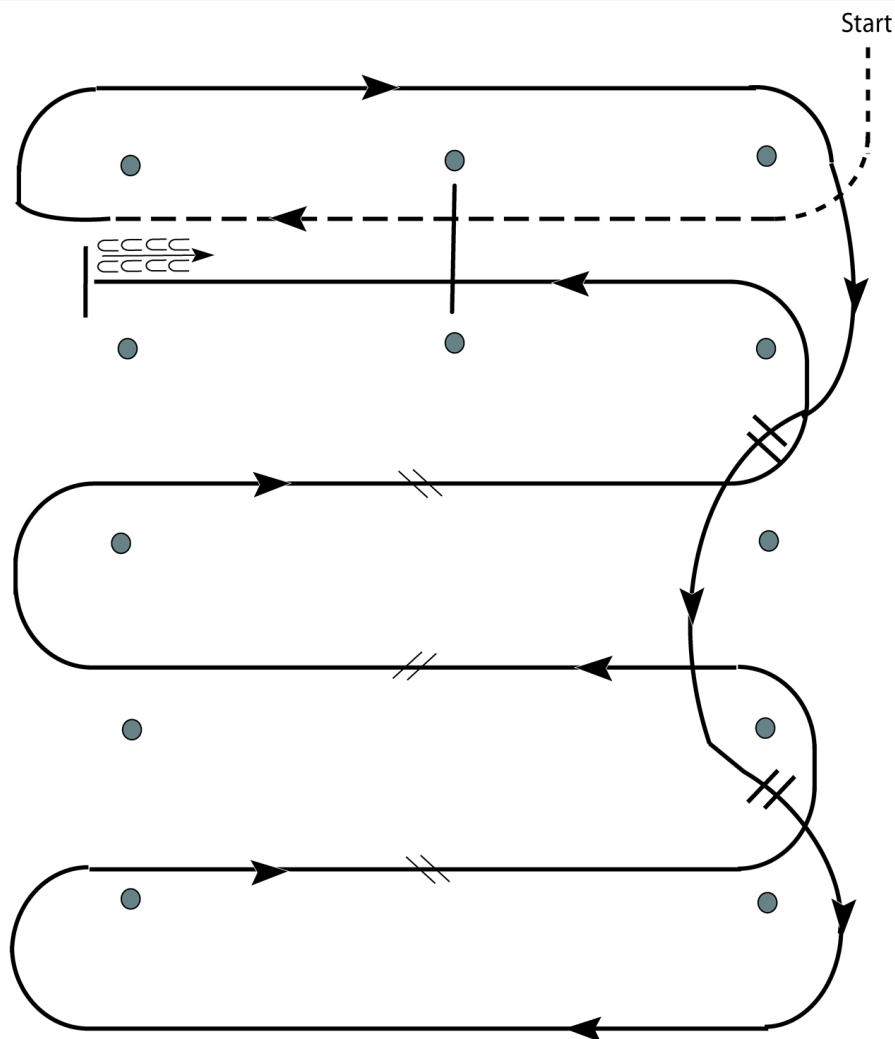
The Judges

Circle G Texarkana

Show 2

L1 Western Riding

Show Date: 05-01-2022



1. Walk, transition to jog, jog over log.
2. Transition to right lead and lope around end.
3. First line change.
4. Second line change. Lope around end of arena.
5. First crossing change.
6. Second crossing change.
7. Third crossing change.
8. Lope over log.
9. Lope, stop and back.

[WR/GP-3]

Pattern Provided by:

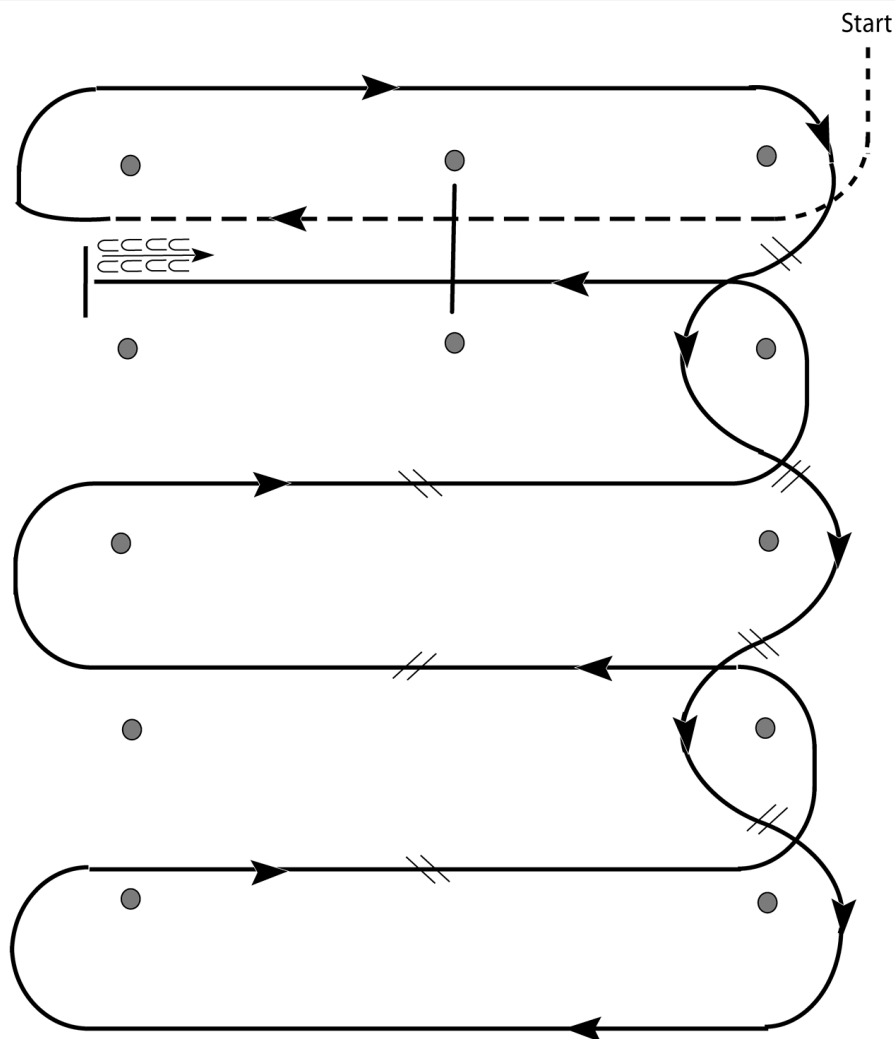
The Judges

Circle G Texarkana

Show 2

Youth, Am, Open Western Riding

Show Date: 05-01-2022



1. Walk, transition to jog, jog over log.
2. Transition to right.
3. First line change.
4. Second line change.
5. Third line change.
6. Fourth line change.
7. First crossing change.
8. Second crossing change.
9. Third crossing change.
10. Lope over log.
11. Lope, stop and back.

[WR/OP-4]

Pattern Provided by:

The Judges